

BAECKLER DAVIS

AFFIDAVIT

STATE OF NEW YORK
SUPREME COURT COUNTY OF NIAGARA

In the Matter of a Proceeding under Article 70 of
the CPLR for a Writ of Habeas Corpus,

THE NONHUMAN RIGHTS PROJECT, INC.,
on behalf of KIKO,

Petitioners,

v.

CARMEN PRESTI, individually and as an officer
and director of The Primate Sanctuary, Inc.,
CHRISTIE E. PRESTI, individually and as an
officer and director of The Primate Sanctuary, Inc.,
and THE PRIMATE SANCTUARY, INC.,

Respondents.

**AFFIDAVIT OF SARAH
BAECKLER DAVIS**

Index No.:

STATE OF OREGON)
) ss:
COUNTY OF Multnomah

Sarah Baeckler Davis being duly sworn, deposes and says:

Introduction and Qualifications

1. My name is Sarah Baeckler Davis. I reside and work in Portland, Oregon. I received my law degree (J.D.) from Lewis & Clark Law School in 2008, with a focus on animal law. I received a Master's of Science in Primate Behavior from Central Washington University in Ellensburg, WA, in 2002. I am currently the Executive Director of the North American Primate Sanctuary Alliance (NAPSA). I previously served as the founding Executive Director of Chimpanzee Sanctuary Northwest (February 2008 – April 2013).

2. I submit this affidavit in support of Petitioners The Nonhuman Rights Project, Inc. ("NhRP"), on behalf of Kiko, for a writ of habeas corpus. I am a non-party to this proceeding.

3. I have worked with and for chimpanzees since 1997. I have engaged in research focused on chimpanzee communication and captive management. After several years of working with captive chimpanzees in zoos and sanctuaries, I spent five years as the administrator of the Chimpanzee Collaboratory, a joint effort of several nonprofits, including the Animal Legal Defense Fund, The Jane Goodall Institute, and Save the Chimps. At the Collaboratory, I worked on a campaign to end the use of great apes in entertainment, which included both public education and legal initiatives. As Executive Director of Chimpanzee Sanctuary Northwest, I helped grow the organization from its early roots to a team of over 50 volunteers and staff and a large annual budget.

Introduction and Background on North American Primate Sanctuary Alliance

4. The North American Primate Sanctuary Alliance (NAPSA) was founded in 2010 by the directors of the seven leading chimpanzee sanctuaries in North America: Center for Great Apes (Wauchula, FL), Chimpanzee Sanctuary Northwest (Cle Elum, WA), Chimp Haven (Keithville, LA), Chimps, Inc. (Bend, OR), Fauna Foundation (Carignan, Quebec, Canada), Primate Rescue Center (Nicholasville, KY) and Save the Chimps (Fort Pierce, FL).

5. The mission of NAPSA is to advance the welfare of captive primates through exceptional sanctuary care, collaboration and outreach. NAPSA member sanctuaries provide lifelong homes to primates who have been used in biomedical research, the entertainment industry or the exotic pet trade.

6. NAPSA member sanctuaries provide homes for 85% of the 550+ chimpanzees cared for by North American sanctuaries. Collectively NAPSA directors and their staff have provided sanctuary for over 700 primate residents and have over 900 years of experience caring for primates. NAPSA represents the experts in this field and the gold standard in primate care.

7. NAPSA member sanctuaries abide by the highest standards encompassing all major aspects of organizational ethics, professionalism and fiscal responsibility. NAPSA sanctuaries also set the highest standards for animal protection and welfare, including provision of professional veterinary care, chimpanzee socialization, and care for chimpanzees with infectious diseases.

8. Organizations caring for captive primates (defined as non-human apes, monkeys, lemurs, and other prosimian species) qualify for membership in NAPSA based on their ability to demonstrate an existing adherence to the following criteria:

- a. Must rescue and provide care and a lifelong home to primates who have been abused, injured, abandoned or are otherwise in need.
- b. Must espouse NAPSA Core Values and Code of Conduct.
- c. Must have implemented birth control protocols to prevent propagation of the primate residents.
- d. Must be a federal non-profit organization under Section 501(c)(3) of the Internal Revenue Code (or equivalent in countries other than the United States).
- e. Must be accredited by the Global Federation of Animal Sanctuaries (GFAS).
- f. Must obtain a USDA license (or Canadian/Mexican equivalent) and maintain required state/provincial and municipal permits and licenses.

- g. Must have a "whistleblower" or ethics complaint policy in effect.
 - h. Must not engage in the commercial trade of primates.
 - i. Must not allow primate residents to be used in entertainment.
 - j. Must not allow unescorted public visitation.
 - k. Must not allow direct physical contact between the public and the non-human primate residents.
 - l. Must not accept more primates than can be responsibly cared for without exceeding the available financial resources.
 - m. Must not participate in research unless the studies directly benefit non-human primates, are observational only, and do not require anesthetic events other than for health checks, and do not interfere with the normal daily activities of individual primates.
 - n. Must not allow primates to be removed from the property for purposes of fundraising, exhibition, education, or research.
9. Institutions that meet the above criteria will be eligible for full membership in NAPSA.

NAPSA Core Values and Conduct Requirements

10. NAPSA's Core values include: (1) Respect; (2) Integrity; (3) Transparency; (4) Accountability; (5) Professionalism; (6) Promoting excellence; and (7) Cooperation.

11. NAPSA's Code of Conduct is as follows: (1) Abide by, uphold and promote NAPSA membership requirements; (2) Act within and uphold applicable laws; (3) Be vigilant and aware of potential for misconduct; (4) Maintain high standards; (5) Operate within an ethic

of continuous improvement; (6) Interact with other members in a respectful and professional way; (7) Abide by NAPSA Conflict of Interest Policy; (8) Act with fairness in relations with staff, volunteers, vendors and partners; (9) Place a strong emphasis on safety and security for the well-being of primate residents, staff and visitors; (10) Demonstrate a commitment to the welfare of captive primates; (11) Maintain the integrity and reputation of NAPSA; (12) Provide procedures for receiving, investigating and addressing complaints, grievances, or other feedback; (13) Transfer primate residents only if in their best interest and only to another NAPSA sanctuary.

NAPSA Member Sanctuaries

12. Though varied in approach and size, each of NAPSA's eight members provides exceptionally high levels of care for its residents.

13. The following are shared features of the current NAPSA member sanctuaries:

a. Each sanctuary is a non-profit organization. In the U.S. they are recognized as 501(c)(3) charitable organizations by the Internal Revenue Service.

b. Each U.S. sanctuary is licensed and inspected by the U.S. Department of Agriculture. The Canadian sanctuary is permitted and inspected by the Minister of Agriculture and the Department of Parks and Fisheries.

c. Each sanctuary is governed by a Board of Directors, and abides by all applicable federal, state/provincial and local regulations and ordinances.

d. Each member sanctuary provides emergency and preventive veterinary care to their primates either through experienced consulting veterinarian agreements or staff veterinarians.

e. Each member sanctuary has succeeded in causing measurable improvements in the physical and psychological health of their primates retired from research or the pet and entertainment industries.

f. The NAPSA member sanctuaries are not open to the public like zoos, but engage in public awareness of their mission and provide educational opportunities to the public, including online resources and internships.

g. In order to increase their effectiveness, the member sanctuaries cooperate with a wide range of professionals to augment their programs in veterinary care, financial management, human resources, public affairs, behavioral management and fundraising.

14. NAPSA member sanctuaries provide sustainability for their residents. The member sanctuaries have a history of successfully supporting and carefully managing their organizations. Member sanctuaries have invested over \$38 million in the construction of housing for primates. Annual operating costs are often challenging to obtain, given the long lifespan of captive primates. NAPSA member sanctuaries raise over \$8.7 million for annual costs to care for primates, mainly from charitable donations.

15. The NAPSA member sanctuaries provide a level of care exceeding the minimum requirements of the federal Animal Welfare Act. The goal for each sanctuary is to surpass those standards in order to provide the care necessary for optimal chimpanzee welfare. The primates live in large enclosures with both indoor and outdoor spaces, in appropriate social groups and with extensive environmental enrichment programs. Although not required by law, NAPSA sanctuaries almost universally meet or exceed the recently adopted requirements for housing conditions of federally funded chimpanzee research projects – including maintaining

ethologically appropriate social groups, providing enough space and opportunity to exhibit species-typical behaviors like climbing, running, nesting, and grooming. Photographs from various member sanctuaries that depict the naturalistic environments provided to resident primates are annexed hereto as **"Exhibit A"**.

16. NAPSA member Center for Great Apes (CGA) is located in Wauchula, Florida. Founded in 1993, it is home to 45 great apes. Thirty residents are chimpanzees, and the remaining apes are orangutans. The Center for Great is the only orangutan sanctuary in the United States. Its daily operations require 22 staff members and it sits on 120 acres. The Center for Great Apes has 10 heated and cooled nighthouse buildings (48 individual bedrooms), 13 outdoor domed enclosures, 5 smaller enclosures (for quarantine, clinic recovery, and special needs individuals), and over a mile (5400+ feet) of elevated chutes and tunnels that run throughout the wooded habitat. It also hosts a full veterinary clinic, a food prep and storage building, a maintenance workshop, staff residences and administration building. Most of CGA's residents are retired from the entertainment industry or from private pet situations.

17. Chimpanzee Sanctuary Northwest (CSNW), located in Cle Elum, Washington, was founded in 2003 and provides sanctuary for seven chimpanzees in one social group. CSNW sits on 26 acres and has a staff of seven. The main chimpanzee facility includes a large multi-floor playroom with catwalks, loft area, and lots of windows, plus a series of four interconnected rooms for meals. A "greenhouse" outdoor area includes a removable cover for heat and protection from the weather, with climbing platforms and structures. The greenhouse connects to a two-acre open-air enclosure (surrounded by two layers of electric fencing), which includes several stands of bamboo, climbing structures and platforms, and shelters. The property also includes a staff residence and office building, a fully equipped mobile veterinary clinic, and

several outbuildings. CSNW's residents came from biomedical research, and some of them have pet and entertainment backgrounds as well.

18. Chimp Haven is located in Keithville, Louisiana, and was founded in 1995. It serves as the only contractor with the federal government eligible to take chimpanzees retired from federal research programs. It sits on 200 acres of land. It has 40 staff members who provide care to 163 chimpanzee residents. The facility includes more than 60 heated indoor bedrooms with bedding for each group, two 4-5 acre forested habitats, two open air play yards (surrounded by concrete walls), ten outdoor playgrounds, and seven outdoor runs. Support areas include an administration building, two veterinary clinics, two kitchens, several storage buildings, and a maintenance building. While a majority of Chimp Haven's residents are retired from federal research, it also provides sanctuary to 14 former pets and other privately owned chimpanzees.

19. Chimps, Inc. was founded in 1995 in Bend, Oregon. Its 7 chimpanzee residents were former pets or used in the entertainment industry. It has four staff members and the facilities span five acres. On the property is a bi-level heated indoor building totalling 2,200 square feet, which is connected to a second 1,100 square foot indoor area that is divided into 6 different rooms. Three covered outdoor enclosures total 2,100 square feet, plus an open-air habitat of nearly one acre. All indoor/outdoor areas are connected by aerial tunnels which meander around the property for nearly 200 square feet. Also onsite is a staff residence building, 2 kitchens, laundry and enrichment storage room, two offices, and several storage buildings.

20. The Fauna Foundation was founded in 1992 outside of Montreal, Canada. Thirteen chimpanzees live at the sanctuary, which totals 200 acres. Ten staff provide daily care to the chimpanzees and other residents at the sanctuary. The facilities include a heated indoor building designed for diversity of group formation and enclosure styles. The interior design

allows movement throughout the building -- the chimpanzees can choose to watch staff activities or move to a group or private space at will. The indoor building includes several multi-level areas, ten privacy areas, including a two-level "apartment" for chimpanzees with social difficulties, two large gymnasium style play areas, two large multi-level rooms, an interconnecting tunnel system that allows protected contact for introductions as well as "cross overs" for changing group formations, a kitchen, an observation area, and a clinic and surgery room. The outdoor space includes three open-air islands (enclosed by water and electric fencing) with climbing structures, landscaped stone formations, ponds, vegetable garden, and trees. Also outdoors is an overhead "skywalk" tunnel system that goes over a pond, fields, indigenous wildlife and extensive natural and planted gardens and trees. Most of the Fauna Foundation residents were retired from research, but some are former pets, zoo residents, or entertainers.

21. The Primate Rescue Center (PRC) was founded in 1997 in Nicholasville, Kentucky. It provides sanctuary for 11 chimpanzee residents in one social group, all retired from either research or private ownership. PRC also provides sanctuary to over 40 other nonhuman primates and employs six staff members. Sitting on 30 acres, PRC's chimpanzee facilities include eight heated indoor bedrooms, an outdoor playground with extensive climbing structures and platforms, and an indoor playroom. Support areas include an administration and storage building, a kitchen, maintenance and equipment storage.

22. Save the Chimps (STC) is the largest chimpanzee sanctuary in the world, sitting on 195 acres in Fort Pierce, Florida and providing a home to 261 chimpanzee residents. STC has many former research chimpanzees, and also provides sanctuary to many former pets and cast-offs from the entertainment industry. Founded in 1997, STC has 59 employees. STC has twelve 3-5 acre open-air islands, each with its own hurricane-resistant, climate-controlled indoor

housing. Each island and housing combination is designed to house a social group of up to 25 chimpanzees.

Accreditation Requirements by the GFAS

23. As indicated above, NAPSA only accepts members that are accredited by the GFAS.

24. All GFAS organizations must adhere to certain policies set out in their standards, including but not limited to: (1) no commercial trade in animals or animal parts; (2) no animals removed from enclosures for exhibition; (3) no direct contact between the public and animals (with some allowable exceptions, such as for some equines, and under carefully supervised circumstances); (4) measures in place to prevent breeding, either through segregation of sex or through a program of contraception, unless the animals are part of a bona fide release program; (5) open to the public only by way of a structured visitor program in which tours are guided and where there is a bona fide educational component to the visiting program.

25. GFAS defines a "sanctuary" as "an establishment that provides lifetime care for animals that have been abused, injured, abandoned, or are otherwise in need. The animals may come from sources including, but not limited to, private owners, research laboratories, government authorities, the entertainment industry, and zoos."

26. GFAS's set of standards for great apes, which are listed in a 70-page document, details standards pertaining to: housing; physical facilities and administration; nutritional requirements; veterinary care; well-being and handling; general staffing; safety policies, protocols and training; governing authority; financial records and stability; education and outreach; policies: acquisition and disposition; policies: public contact and restriction on use and

handling release into the wild (where applicable). A copy of GFAS's set of standards for great apes is annexed here to as "**Exhibit B**".


Chimpanzee Placement in NAPSA Sanctuaries

27. One important aspect of NAPSA's work is its placement of chimpanzees in NAPSA sanctuaries. Chimpanzees living in captive settings such as those found in the United States and Canada can not successfully be returned to the wild, because they lack the knowledge and experience to survive. Chimpanzees have complex social and physical needs, and specialized, professional care is required to meet those needs. When chimpanzees such as Petitioner are in situations in which their needs are not being met, NAPSA works to find sanctuary placement. In the several years NAPSA has existed, NAPSA has placed many chimpanzees in member sanctuaries.


28. Upon information and belief, Petitioner Kiko is currently located at The Primate Sanctuary, Inc. under the care and custody of Carmen Presti and Christie E. Presti. The Primate Sanctuary, Inc., as it currently exists, does not meet the standards and requirements of NAPSA and GFAS.

29. Petitioner Kiko in this case would be evaluated for and be able to receive placement in a NAPSA sanctuary. The specific sanctuary would be determined after weighing available space at member sanctuaries and evaluating the social and medical status, history and needs of Petitioner Kiko. Each chimpanzee's needs and history are different, making individualized analysis and timely evaluation required in each case.

30. NAPSA's most recent primate placement (in September 2013) involved a chimpanzee named Terry, plus four Barbary macaques (a species of monkey). Terry and the macaques were housed at a substandard facility that faced closure on very short notice. NAPSA, two of its member sanctuaries, and the USDA collaborated to complete social and medical evaluations of the primates. The results of these evaluations, plus a survey of available space in NAPSA sanctuaries, helped to determine the best location for the primates. Within two weeks of the announcement of the closure, NAPSA members moved the primates to sanctuaries.



Sarah Baeckler Davis


Sworn to before me
this 26 day of November, 2013


Notary Public

STATE OF Oregon)
COUNTY OF Multnomah) ss:

On the 26 day of November in the year 2013 before me, the undersigned, a notary public in and for said state, personally appeared Sarah Baeckler Davis, personally known to me or proved to me on the basis of satisfactory evidence to be the individual whose name is subscribed to the within instrument and acknowledged to me that he/she executed the same in his/her capacity, and that by his/her signature on the instrument, the individual, or the person upon behalf of which the individual(s) acted, executed the instrument, and that such individual made such appearance before me the undersigned in the County of Multnomah and the State of Oregon.




Notary Public

My Commission Expires: 12/9/2015

STATE OF NEW YORK
SUPREME COURT COUNTY OF NLAGARA

In the Matter of a Proceeding under Article 70 of
the CPLR for a Writ of Habeas Corpus,

THE NONHUMAN RIGHTS PROJECT, INC.,
on behalf of KIKO,

Petitioners,

v.

CARMEN PRESTI, individually and as an officer
and director of The Primate Sanctuary, Inc.,
CHRISTIE E. PRESTI, individually and as an
officer and director of The Primate Sanctuary, Inc.,
and THE PRIMATE SANCTUARY, INC.,

Respondents.

Index No.:

STATE OF OREGON

COUNTY OF MULTNOMAH

) ss:

1. This Certificate of Conformity is submitted pursuant to New York CPLR 2309(c)
and New York Real Property Law § 299-a.

2. I am an attorney duly licensed to practice law in the State of Oregon.

3. I certify that the Affidavit of Sarah Baeckler Davis, signed and dated on
November 26, 2013 was taken in the manner prescribed by the laws of the State of Oregon.

Dated: November 26, 2013
Portland, Oregon

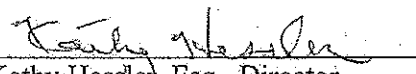


Kathy Hessler, Esq., Director
Animal Law Clinic
Lewis & Clark Law School
10015 S.W. Terwilliger Blvd.
Portland, OR 97219-7799

EXHIBIT A









© Chimpanzee Sanctuary Northwest

EXHIBIT B

Global Federation of Animal Sanctuaries



Standards For Great Ape Sanctuaries

Version:

January, 2013

©2013 Global Federation of Animal Sanctuaries



Table of Contents

| | |
|--|-----------|
| INTRODUCTION | 2 |
| GFAS PRINCIPLES | 2 |
| ANIMALS COVERED BY THESE STANDARDS | 2 |
| GREAT APE STANDARDS..... | 3 |
| GREAT APE HOUSING..... | 3 |
| H-1 TYPES OF SPACE AND SIZE..... | 3 |
| H-2 CONTAINMENT..... | 6 |
| H-3 GROUND AND PLANTINGS..... | 9 |
| H-4 TRANSFER DOORS..... | 10 |
| H-5 SHELTER..... | 11 |
| H-6 ENCLOSURE FURNISHINGS..... | 12 |
| H-7 SANITATION..... | 13 |
| H-8 TEMPERATURE, HUMIDITY, VENTILATION, LIGHTING..... | 15 |
| PHYSICAL FACILITIES AND ADMINISTRATION | 17 |
| PF-1 OVERALL SAFETY OF FACILITIES..... | 17 |
| PF-2 WATER DRAINAGE AND TESTING | 17 |
| PF-3 LIFE SUPPORT AND LIGHTING..... | 18 |
| PF-4 HAZARDOUS MATERIALS HANDLING..... | 18 |
| PF-5 SECURITY: APE ENCLOSURES..... | 19 |
| PF-6 PERIMETER BOUNDARY AND INSPECTIONS, AND MAINTENANCE | 19 |
| PF-7 SECURITY: GENERAL SAFETY MONITORING..... | 20 |
| PF-8 INSECT AND RODENT CONTROL | 20 |
| PF-9 RECORD KEEPING..... | 21 |
| PF-10 ANIMAL TRANSPORT..... | 21 |
| NUTRITION REQUIREMENTS..... | 23 |
| N-1. WATER | 23 |
| N-2. DIET | 23 |
| N-3. FOOD PRESENTATION AND FEEDING TECHNIQUES | 25 |
| N-4. FOOD STORAGE..... | 26 |
| N-5. FOOD HANDLING | 26 |
| VETERINARY CARE | 27 |
| V-1. GENERAL MEDICAL PROGRAM AND STAFFING..... | 27 |
| V-2. ON-SITE AND OFF-SITE VETERINARY FACILITIES | 28 |
| V-3. PREVENTATIVE MEDICINE PROGRAM..... | 28 |
| V-4. CLINICAL PATHOLOGY, SURGICAL, TREATMENT AND NECROPSY FACILITIES | 29 |
| V-5. QUARANTINE AND ISOLATION OF GREAT APES | 31 |
| V-6. MEDICAL RECORDS AND CONTROLLED SUBSTANCES..... | 31 |
| V-7. CONTRACEPTION..... | 32 |
| V-8. ZOO NOTIC DISEASE PROGRAM..... | 33 |
| WELL-BEING AND HANDLING OF GREAT APES | 34 |



| | |
|---|-----------|
| W-1. PHYSICAL WELL-BEING | 34 |
| W-2. SOCIAL HOUSING | 35 |
| W-3. INTRODUCTION OF UNFAMILIAR INDIVIDUALS | 36 |
| W-4. BEHAVIORAL/PSYCHOLOGICAL WELL-BEING..... | 37 |
| W-5. GREAT APE-CAREGIVER RELATIONSHIPS..... | 38 |
| W-6. HANDLING AND RESTRAINT..... | 38 |
| STAFFING | 39 |
| GENERAL STAFFING | 39 |
| S-1. GENERAL STAFFING CONSIDERATIONS | 39 |
| S-2. SECURITY AND EMERGENCY COVERAGE | 40 |
| S-3. VOLUNTEER AND INTERNSHIP PROGRAMS | 40 |
| S-4. MANUALS..... | 41 |
| S-5. EMPLOYEE TRAINING AND CONTINUING EDUCATION | 41 |
| SAFETY POLICIES, PROTOCOLS AND TRAINING | 42 |
| S-6. GENERAL STAFF SAFETY..... | 42 |
| S-7. COMMUNICATION SYSTEM..... | 43 |
| S-8. EMERGENCY RESPONSE PLANS AND PROTOCOLS | 43 |
| S-9. ESCAPED APE PROTOCOL | 44 |
| S-10. EMERGENCY TRAINING..... | 44 |
| S-11. FIREARM POLICY..... | 45 |
| S-12. FIREARM TRAINING..... | 45 |
| S-13. CHEMICAL RESTRAINT..... | 45 |
| S-14. FIRST AID AND ZOO NOTIC DISEASE TRAINING, AND STAFF FIRST AID | 46 |
| GOVERNANCE AND FINANCE | 47 |
| GOVERNING AUTHORITY..... | 47 |
| G-1. NONPROFIT STATUS..... | 47 |
| G-2. OWNERSHIP OF SANCTUARY PROPERTY AND CONTINGENCY PLANNING | 47 |
| G-3. SUCCESSION PLANNING | 48 |
| G-4. BOARD OF DIRECTORS/TRUSTEES..... | 48 |
| G-5. ETHICS AND GRIEVANCE PROCEDURES | 49 |
| G-6. REQUIRED LICENSES AND PERMITS | 49 |
| G-7. STRATEGIC PLANNING | 50 |
| FINANCIAL RECORDS AND STABILITY | 50 |
| F-1 BUDGET AND FINANCIAL PLAN | 50 |
| F-2 FINANCIAL REPORTS | 50 |
| F-3 FINANCIAL STABILITY..... | 51 |
| F-4 BANKING RESPONSIBILITIES AND FINANCIAL TRANSACTIONS | 51 |
| F-5 FUNDRAISING ACTIVITIES AND DISCLOSURES | 52 |
| F-6 INSURANCE AND WAIVERS..... | 52 |
| EDUCATION AND OUTREACH..... | 53 |
| E-1. EDUCATION PROGRAMS..... | 53 |
| E-2. TOURS | 53 |
| E-3. OUTREACH | 54 |
| POLICIES..... | 54 |



| | |
|--|-----------|
| POLICIES: ACQUISITION AND DISPOSITION OF APES | 54 |
| P-1. ACQUISITION ETHICS AND COMMERCIAL TRADE/BREEDING PROHIBITION..... | 54 |
| P-2. ACQUISITION RECORDKEEPING AND MONETARY EXCHANGE | 55 |
| P-3. DISPOSITION ETHICS AND RESPONSIBILITY | 56 |
| P-4. DISPOSITION OF LIVE APES..... | 56 |
| P-5. EUTHANASIA..... | 57 |
| P-6. BREEDING..... | 58 |
| POLICIES: PUBLIC CONTACT AND RESTRICTIONS ON USE AND HANDLING OF APES.. | 58 |
| P-7. PUBLIC CONTACT | 58 |
| P-8. REMOVAL FROM SANCTUARY OR ENCLOSURES/HABITATS FOR NON-MEDICAL REASONS | 59 |
| P-9. PUBLIC VIEWING OF HUMAN/APE INTERACTION..... | 59 |
| P-10. NON-PORTRAYAL OF APES AS TRACTABLE | 59 |
| P-11. NON-HARMFUL, NON-EXPLOITIVE FUNDRAISING | 60 |
| P-12. ETHICS IN RESEARCH | 60 |
| GREAT APES BEING RELEASED TO THE WILD | 61 |
| R-1. GENERAL CONSIDERATIONS | 61 |
| R-2. RESCUE OF GREAT APES | 62 |
| R-3. EVALUATION OF SUITABILITY FOR RELEASE..... | 63 |
| R-4. QUARANTINE AND PRERELEASE HOUSING..... | 63 |
| R-5. DIET, NUTRITION AND FORAGING SKILLS..... | 66 |
| R-6. HUSBANDRY AND HEALTH | 66 |
| R-7. HEALTH AND SAFETY OF CAREGIVERS WORKING WITH RELEASABLE GREAT APES..... | 67 |
| R-8. ASSESSMENT OF HEALTH AND SKILLS..... | 68 |
| R-9. DETERMINING APPROPRIATE RELEASE SITES..... | 68 |
| R-10. THE RELEASE PROCESS AND POST RELEASE MONITORING..... | 69 |



INTRODUCTION

GFAS PRINCIPLES

The Global Federation of Animal Sanctuaries (GFAS) will designate an organization as “verified” or “accredited” based upon its substantial compliance with the standards listed below. GFAS recognizes that some organizations under consideration will operate valid rescue and rehabilitation programs with a goal of releasing wildlife to the wild pursuant to IUCN and/or other international or national standards. For those animals, lifetime sanctuary care may not be part of the organization’s mission. While the care for these animals may be provided on an interim basis only, the organization is still expected to meet the standards below with regard to all animals in its care and for purposes of these standards it will be identified as a “sanctuary.”

Consistent with GFAS’ philosophy and the standards below, it is expected that a sanctuary does not adopt policy positions that are in opposition to the welfare of the species of animals in the care of the sanctuary (for example, while it is not required that a primate sanctuary affirmatively promote a policy against laboratory research using primates, it should not promote a policy in favor of such research).

Note: Several standards make reference to a sanctuary’s “Director.” GFAS recognizes that a sanctuary may use a different title, and the term “Director” is intended to reference the sanctuary’s Sanctuary Director, who may be called an Executive Director or Chief Executive Officer, etc.

GFAS also recognizes that sanctuaries may rely on volunteers for certain functions, including some aspects of animal care (such as food preparation). Standards referencing “staff” may take into account appropriately qualified and trained volunteers as well as employees.

ANIMALS COVERED BY THESE STANDARDS

Family / Genus

Family: Hominidae

Genus: Gorilla, Pan, Pongo

| Genus | Species | Common Names |
|----------------|--------------------|-----------------------------------|
| <i>Gorilla</i> | <i>Beringei</i> | Eastern gorilla, Mountain gorilla |
| <i>Gorilla</i> | <i>Gorilla</i> | Western gorilla, Lowland gorilla |
| <i>Pan</i> | <i>troglodytes</i> | Chimpanzee |



| | | |
|--------------|-----------------|--|
| <i>Pan</i> | <i>Paniscus</i> | Bonobo, Pygmy Chimpanzee, Dwarf Chimpanzee, Gracile Chimpanzee |
| <i>Pongo</i> | <i>Abelli</i> | Sumatran orangutan |
| <i>Pongo</i> | <i>pygmaeus</i> | Bornean orangutan |

GREAT APE STANDARDS

GFAS notes that there may be other acceptable ways of meeting the intent of each standard, aside from those detailed below, and that in some instances there may be legal, cultural or other significant barriers to meeting GFAS requirements. The standards are considered mandatory, but GFAS will consider specific exceptions to some of the listed requirements (e.g., exact enclosure size, manner of record keeping, legal requirements that impact a sanctuary's acquisition policy, etc.). GFAS encourages sanctuaries to offer feedback on the standards and to explain any reasons why it believes it cannot meet a particular standard, or why the standard is not applicable and/or appropriate to its situation. Sanctuaries are also welcome to indicate a timeline for meeting a standard if the standard is not yet met at the time of application for accreditation or for verification.

The exceeding of the standards is encouraged. In addition to meeting these standards, an organization is expected to comply with all applicable international, national, state/province, and local laws and regulations.

GREAT APE HOUSING

H-1 Types of Space and Size

Unless otherwise directed by a veterinarian, great apes are provided sufficient opportunity and space to move about freely and rapidly, and to exercise choice in location so as to reduce stress and maintain good physical condition.

General

- a. The habitat and living conditions are species appropriate and replicate, in as much as possible, the great apes' wild habitat with a balance between hygiene and the species'



physiological and psychological needs. This includes adequate space, both vertical and horizontal, and appropriate space, in terms of diversity and complexity.

- b. The physical space provides varied opportunities for the apes to interact with the environment and key elements are changed often, resulting in a dynamic living space.
- c. Facility design takes into account caregiver-great ape safety and ease of maintaining a positive relationship.
- d. Apes are provided access to as many areas of the enclosures as possible, except during staff maintenance activities, unless security concerns dictate otherwise. All enclosures interconnect without creating 'dead ends' to allow for freedom of movement of subordinate individuals.
- e. In areas where solid barriers are not used, equipment, e.g. machinery and heaters placed outside the enclosure, is positioned far enough away from the enclosure that the apes cannot use sticks or other objects to manipulate them through the barrier.
- f. The habitat ideally provides appropriate visual, olfactory, and acoustic barriers.
- g. The habitat provides security from predators and unauthorized human access.
- h. Sanctuaries that routinely accept infant great apes have a nursery unit with separate or easy access to kitchen and bathroom facilities for caregivers.
 - Nursery units include an outdoor play area separate from older animals.
 - Nursery units include sleeping areas for caregivers and infant apes in close proximity.
 - Both indoor and outdoor areas of the nursery unit are designed to allow infant great apes to climb, explore and play.

Open Space Settings

- i. Open space settings have enough acreage per animal to accommodate natural individual and group activities. Particular attention is paid to vertical aspects of their environment, allowing for more natural behaviors.
- j. Where open space settings are the primary enclosure, two other areas may also be provided:
 - Indoor day/night rooms or other means of providing night housing and secure shelter during inclement and extreme weather. This space also provides alternate housing for sick or injured individuals while in close proximity to the social group.
 - Shift yards for use while the primary enclosure is serviced and/or for animal management needs including introduction of new individuals to a group, or temporary separation for health or social reasons. Shift yards should include a small cage area accessible from indoor housing, and a minimum of one door to the primary enclosure.

Controlled Access Settings

- k. While not as extensive as an open space setting, in controlled access areas ideally three enclosures are also provided: outdoor enclosures as the primary living space; indoor day/night rooms; and a shift yard or lock out.

Indoor Housing



- I. Indoor housing provides year-round protection from the elements. For sanctuaries located in northern climates (where freezing temperatures occur regularly during any part of the year), indoor space is large enough to allow for all forms of species-specific behavior (running, climbing, etc.).

Mixed Species Enclosures

- m. When an additional species is housed with great apes, the enclosure dimensions are adjusted accordingly. Additional space reflects that required for both species if housed separately.
 - For new construction, separate transfer doors are included for each species to be housed.
 - For existing facilities, efforts are made to retrofit the facility with a separate transfer door to indoor areas and outdoor enclosures from the shift yard.

Dimensions

- n. Many factors influence the minimum space required for a group of great apes, including, but not limited to: group size, group composition, and enclosure complexity. The following are minimum requirements. Facilities should provide as much space as is possible and/or practical.
- o. Sanctuaries meeting only the minimum requirements for enclosure space employ additional environmental enrichment, focusing on physical and mental exercise rather than food, to compensate for reduced space and complexity.
- p. Outdoor enclosures for great apes are a minimum of 5,000 sq. ft. (464.5 sq. m) per 5 great apes, with an additional 250 sq. ft. (23.22 sq. m) for each additional individual. Enclosure shape may be variable to take in natural features in the landscape such as rock formations, hills and trees, and for roofed enclosures there should be a minimum vertical dimension of 20 ft. (6 m). Space includes a minimum of one (1) animal transfer door leading to the indoor enclosure.
- q. Indoor day/night rooms for great apes have a minimum of two 'rooms' or one indoor room and one shift yard per group of compatible apes. Room dimension is dependent on intended purpose and/or duration of confinement. One room with a minimum dimension of 200 sq. ft. (18.6 sq. m) per compatible pair, with an additional 50 sq. ft. (4.6 sq. m) per additional animal.
 - A minimum vertical height of 15 ft. (4.6 m) is recommended, with furniture and/or catwalks that allow use of vertical space.
 - Rooms interconnect without creating 'dead ends' to allow for freedom of movement for subordinate individuals.
 - Rooms include a minimum of one transfer door to an outdoor enclosure.
 - Whenever possible, separated great apes have visual and tactile access to group members to facilitate reintroduction.
- r. Shift yards for great apes should have a minimum of 200 sq. ft. (18.6m) per compatible pair, with an additional 50 sq. ft. (4.6 sq. m) per additional animal. The minimum vertical dimension of 15 ft. (4.6 m).



- It is recommended that this include a minimum of two (2) doors to indoor enclosures to prevent dominant individuals from blocking access to shade, sun, food, other desired space, social partners or enrichment items.
- Shift yards are roofed or have a mesh top due to the small size of the enclosure and jump distance of the great apes.
- Facilities include multiple sub-enclosures so that the apes can be shifted to allow temporary segregation of individuals or subgroups and for secure staff access to enclosures for cleaning, maintenance, etc.

H-2 Containment

Great apes are safely contained.

General

- a. Other than when being transported or for medical reasons, great apes are kept at all times in secure enclosures or other appropriate areas.
- b. Enclosures are designed to allow for great apes' normal defense reactions and appropriate 'flight' or escape distances.
- c. All enclosures are designed, constructed and maintained to securely contain great apes and to present no likelihood of harm to them.
- d. Distance or barriers between great apes and between enclosures and personnel is sufficient to minimize stress to the animals as well as reduce the risk of disease transmission.
- e. Enclosures are designed to allow for proper, safe cleaning and drainage.
- f. Materials are appropriate for their particular application and are maintained in good repair.

Outdoor Enclosures

- g. Perimeter containment of outdoor areas is constructed so as to prevent digging under the barrier by native wildlife, domestic species and the enclosure residents.
- h. Fences and enclosures are inspected daily for signs of digging. Where fencing meets hard surfaces such as rock or concrete, the fencing is securely anchored in place.

Fencing

- i. Barbed or razor wire are not used to contain great apes.
- j. High tensile electric fencing may be used in conjunction with standard fencing products but is discouraged for use as a primary barrier.
- k. The supporting posts for fences are firmly fixed into the ground.



- l. Fence material is sufficiently secured to supporting posts in such a way that the weight of the great apes could not detach it from the support nor dislodge the supporting posts.
- m. Gates and doors are at least as strong, and as effective, in containing the great apes as the rest of the enclosure barriers. In particular, gates and doors are designed and maintained so as to prevent animals from lifting them from their hinges or unfastening the securing device.
- n. For open enclosures, a minimum fence height of 17 ft. (5.18 m) is recommended, with the upper 30% of the barrier made of a smooth, non-climbable material. The upper portion of the containment fence is cantilevered.
- o. Rigid, woven wire steel mesh is recommended with a minimum 4 gauge (5.19 mm) thickness. Two inch (50.8 mm) square openings are recommended throughout the enclosure, particularly where staff and/or critical components are nearby, if a solid barrier is not possible in these areas. (Note: 4 in. (101.6 mm) square openings may be acceptable for ceilings and other areas not frequently accessed by staff. When staff is working in such areas, great apes are shifted from the enclosure).
- p. Welded wire mesh is considered less reliable for containment and is not recommended as primary containment.

Electric Fencing

- q. Electric fence energizers emit at least 9,000 V with a joule rating appropriate for the length and condition of the fence (25 joules is recommended).
- r. 20-gauge high-tensile wire is required. A stronger gauge (e.g., 12-gauge), may be more appropriate for some species.
- s. Fences are a minimum of 12 ft. (3.66 m) tall, with a maximum wire spacing of 4 in. (101.6 mm) for the first 4 ft. (1.22 m) and 6 in (152.40 mm) thereafter.
- t. Fence is alternating hot/ground to prevent apes from leaping onto the fence and avoiding shock.
- u. Energizers are connected to battery or generator backup for continuous power supply during outages.
- v. In dry climates, the earth rod area is watered to ensure adequate grounding.
- w. If using electric fence as a primary barrier, two separate complete systems are used to increase effectiveness and reduce the chance of system failure.
- x. Safety signs on hot wire are visible to staff and bystanders.
- y. A non-electrified barrier is used to keep bystanders and wildlife from coming in contact with the electric fence.

Solid Barriers

- z. Solid barriers such as concrete block, poured concrete and artificial rock can be used as the sole method of containment or in conjunction with other types of barrier.
- aa. Walls are secured in appropriate footings to ensure wall stability.
- bb. Care is taken, especially with artificial rock, to ensure that contours in the rock do not provide escape routes from the enclosure.
- cc. Design of areas using solid walls allows for sufficient air flow throughout an enclosure.



Moats

- dd. Water moats present a significant risk of accidental drowning because most great apes cannot float or swim and as such are not recommended.
- ee. Dry moats, if used, are a minimum of 14 ft. (4.3 m) and have a smooth, non-climbable surface for at least the top 9 ft. (4.7 m). Moats are of a sufficient size and depth to adequately confine the great ape species housed. An escape route is built in to allow great apes who fall into the moat back into their enclosure.
- ff. Moats are surrounded by fences, walls, hedges or shrubbery to prevent others from approaching too close to the edge.
- gg. Dry moats are accessible by skid steer or similar small tractor to repair erosion or grade issues to meet other service or repair needs in the enclosure.
- hh. Animal caregivers have safe and easy access to dry moats.

Open-Top Enclosures

- ii. Smooth, solid barriers, such as poured concrete or no climb fences, are a minimum of 17 ft. (5.18 m) tall.
- jj. Solid barriers are properly maintained so that finger holds do not develop.
- kk. If using poured concrete or plate steel, cage or safety glass windows are provided to allow the great apes to see outside of their enclosure.
- ll. For added security, one or two strands of hot wire may be added at the top of the wall/fence.
- mm. Enclosures are adequately secured to allow the animals to have 24-hour access without supervision.

Safety Glass

- nn. Unless covered with another appropriate barrier, glass is laminated (glass-clad polycarbonate) with a minimum thickness of 1in. (2.54cm). Glass is set into a steel or aluminum frame for security.

Indoor Enclosures and Shift Yards

- oo. A maximum dimension of 2 in. x 2 in. (50.8 mm X 50.8 mm) for mesh is recommended for great apes. A maximum mesh size of 1 in. x 1 in. (25.4 mm X 25.4 mm) is recommended where mesh separates adjacent cages. Woven wire mesh is recommended.
- pp. Walls between enclosures can be constructed of concrete block or poured concrete. When concrete block is used, the voids are filled with sand or soil to strengthen the walls and reduce potential harborage for unwanted species.
- qq. Walls are of sufficient strength to anchor caging and furniture.
- rr. Design of areas using solid walls allows for sufficient air flow throughout the enclosure.
- ss. Solid concrete or concrete block walls are sealed to make them impervious to contaminants and pathogens.



H-3 Ground and Plantings

Ground cover indoors and out is healthy for apes. Plantings are appropriate and safe.

Vegetation

- a. All outdoor enclosures for great apes include living or fresh vegetation, which can provide visual barriers, shade and resting sites.
- b. All plant materials in an enclosure are evaluated for potential toxicity to the species held before use, including leaves, buds, seeds, fruit, bark and flowers.
- c. Enclosures may also be planted with grasses, shrubs etc. that the great apes do not tend eat, provisioning the animals with preferred plant material as part of the daily diet.
- d. Any vegetation capable of harming great apes is kept out of reach.

Outdoor Enclosures

- e. All outdoor enclosures have a natural substrate consistent with the site.
 - The substrate can be amended with organic materials, including but not limited to soils, sand, leaf litter, bark mulch, grasses, straw, hay, and wood shavings.
 - Substrate is provided in sufficient amount/depth to cushion falls from perches or climbing structures.
 - The substrate drains well.
- f. Great apes are provided with appropriate three-dimensional environments to accommodate an array of locomotory and foraging behaviors, as well as appropriate sleeping and resting areas, including nesting and bedding materials.
- g. Varied topography provides visual barriers, increased enclosure complexity and varied elevations, and can be achieved using naturally occurring topography at a selected construction site or through addition of soils, culverts, rocks, logs etc.
- h. Horizontal and vertical jump distance is considered when developing enclosure topography.
- i. Where natural topography of an enclosure is not varied, it is created through the addition of natural and placed elements.
- j. Trees - Key shade trees within an outdoor enclosure are identified and protected from damage.
 - Trees that may be used as an escape route are identified, pruned or removed; or means to prevent great apes from accessing them have been identified.
 - Health of trees close to fence lines is checked regularly and any removed if there is fear of it coming down on fence line.
 - Trees, vines and shrubs are checked daily and trimmed as necessary to ensure that growth does not allow escape from open-top enclosures.
 - Access to very tall trees is limited by electric wires, barriers etc.



Indoor Enclosures

- k. All indoor enclosures have a concrete floor and, provided adequate septic service is present, are sloped to a drain.
- l. Existing construction ensures that all floors are sealed. For new construction, the indoor area is designed to accommodate a deep litter substrate.
 - Deep litter enclosures are designed to allow appropriate litter depth and drainage for proper functioning.
 - Litter is properly spot-cleaned and maintained.
- m. Bedding materials are provided in sufficient amount/depth to cushion falls from perches or climbing structures.
 - Bedding material suitable for use includes, but is not limited to, bark mulch, leaf litter, wood wool, straw hay, shredded paper and wood shavings.
- n. All great apes are observed regularly for signs of illness that may be related to ingestion of foreign objects, including wood shavings, bark mulch or other materials that may pose a hazard.

Shift Yards

- o. All outdoor shift yards have a minimum of 50% of the surface area in natural substrate. The remaining 50% may be concrete as appropriate for drainage, sanitation and structural needs.
- p. The substrate can be amended with organic materials including, but not limited to, soils, sand, leaf litter, bark mulch, grasses, straw and hay. The substrate drains well.
- q. Bedding materials are provided in sufficient amount/depth to cushion falls from perches or climbing structures.

H-4 Transfer Doors

Ape enclosure transfer doors are appropriately designed to ensure both animal and human health and safety.

General

- a. Animal transfer doors are a key element of facility design. Doors are designed to allow transport crates to safely attach to them.
 - Transport crates should be able to be moved in and out of the enclosure through the transfer doors.
- b. Transfer doors are designed to remain functional under all circumstances and are maintained in good working order and free from any encumbrances that may prevent opening and closing.
- c. Doors are designed to allow caregiver view of enclosures while operating the doors.
- d. Doors are designed to allow for normal posture while travelling through doorway. A minimum dimension of 3 ft. x 3 ft. (0.9 m x 0.9 m) is recommended.



- e. Doors are designed such that people are out of view when great apes are being shifted. If not, no eye contact is made with the apes going through the doors.
- f. Doors and door hardware are properly maintained to ensure proper functioning.

Security

- g. Transfer doors and their frames are constructed of materials similar in strength to those used in the primary enclosure.
- h. Doors are lockable in both the open and closed positions.
- i. For pneumatic or hydraulic doors, pneumatic or hydraulic pressure is sufficient for keeping doors in the open position. A mechanical lock is, however, in place to lock the door in the closed position.
- j. Particular attention is given to preventing hay/shavings from affecting door mechanisms.

Animal Safety

- k. Doors operated via remote control are visible from the control area.
- l. Guillotine doors are not recommended due to risk of animal injury. If used, a backup system should be in place to prevent doors from free falling due to mechanical failure or operator error.
- m. Hydraulic systems use peanut or other food-grade oils to prevent risks to the apes in the event of leakage.
- n. Hydraulic and pneumatic door systems include backup systems to allow for door usage in the event of equipment failure.

User Safety

- o. If door handles or locking mechanisms are in close proximity to the enclosure, a solid barrier is present to protect the user.

H-5 Shelter

Great apes have access to man-made shelter that provides each individual with protection from extreme weather (including, but not limited to, prevailing wind, snow, sleet, rain, sun, and temperature extremes).

- a. Great apes have space to seek refuge from sun, wind, inclement weather and enclosure mates.
- b. Shelter does not create or result in 'dead ends' in which individuals can be trapped by other group members.
- c. Shade and shelter are provided in multiple locations within enclosures to ensure that all great apes have access to shade throughout the day.



- d. Shade and shelter can be created through natural and artificial means including shade trees and shade fabric.
- e. Shelter areas provide dry space during wet weather, as well as protection from wind.

H-6 Enclosure Furnishings

Great apes are provided with an appropriately complex and rich habitat to explore, to ensure the animals' physical, nutritional and stimulation needs are met.

General

- a. Enclosures are equipped in accordance with the needs of the apes with bedding material, branch work, nesting/hide boxes, appropriate substrate, vegetation and other enrichment materials designed to aid and encourage normal behavior patterns and minimize any abnormal behavior.
- b. Appropriate complexity is provided through the use of various natural and artificial materials in the enclosure, using a combination of items including, but not limited to, those listed above.
- c. The date that items are placed in an enclosure is noted, and items are removed when they become soiled, damaged or novelty has diminished.
- d. Great apes are provided access to the vertical space available within the enclosures.

Outdoor Enclosures

- e. Visual barriers can be used to avoid confrontation or aggression, and include climbing structures, fallen logs, walls, shade structures, topography and large enrichment items.
- f. Climbing structures accommodate natural locomotion patterns for the species housed. When multiple species are housed together, climbing structures created specifically for each species' unique needs are provided. Metal pipe is not used to construct climbers as it becomes dangerously hot in summer sun and can damage skin during cold weather. Climbing structures should be accessible by staff for routine sanitation, repairs and updates and should include:
 - horizontal and vertical elements and ensure that sufficient pathways exist throughout the enclosure so subordinate individuals do not reach 'dead ends' in the enclosure;
 - locations and/or mechanisms to provide enrichment above ground level;
 - resting platforms or perches and handholds of varying size that large and small animals can securely grasp for support;
 - a minimum of 50% of total climber space designed to allow access by individuals of all ages and physical capabilities;
 - soft substrate such as soil, bedding material, mulch or leaf litter is installed below climbers to minimize risk of injuries from falls, especially to youngsters and older individuals.
- g. Perching



- Horizontal perching areas and platforms are provided to allow resting, sleep, social behavior and feeding above ground.
- Placement of perches or platforms includes consideration for access to animals for close observation, medication or training sessions.
- Perches and benches are accessible to staff for cleaning.

h. Other Materials

- Canvas fire hoses used for climbing elements, runways and hammocks are secured in a manner that prevents animals from becoming entangled in long lengths or trapped in openings.
- Cargo nets are selected with a diameter that ensures youngsters may not become trapped in the net.
- Ropes are secured at both ends with sufficient tension to prevent an animal from becoming entangled. Frayed portions of rope are removed immediately.
- Logs are placed and secured in a manner that prevents them from rolling or falling onto animals.

Indoor Enclosures

- To the greatest extent possible, all visual barriers, climbing structures and perching surfaces meet outdoor enclosure criteria.
- Indoor furniture is constructed of materials that can be sanitized or easily replaced when they become overly soiled. Furniture is accessible to staff for routine cleaning and repair.
- Benches, perches, and other structures allow for climbing and for sleeping above ground level.

Shift yards

- To the greatest extent possible shift yards meet outdoor enclosure criteria for plantings, trees, topography, visual barriers, climbing structures, perching surfaces and materials used.

H-7 Sanitation

Proper sanitation is practiced to reduce pathogen transmission.

General

- State/province and local laws regarding proper waste removal are observed.
- Great apes are transferred from enclosures prior to cleaning, disinfection and/or sanitizing.
- As fomites (shoes, clothing, etc. which carry infectious materials) may be a source of zoonotic disease, all who may come in contact with such materials are made aware of these risks and trained accordingly. (See also Standard V-8, "Zoonotic Disease Program").



- d. Uneaten perishable food is removed within a timeframe appropriate for the type of foodstuff and size of enclosure, prior to molding or contamination.

Removal of Animal Waste

- e. Animal waste is removed from the habitat as often as necessary to prevent contamination of the great apes contained therein, to minimize disease hazards and to reduce odors. This also enables caregivers to collect fecal samples in a timely manner.
- f. Soiled bedding material and substrate are removed and replaced with fresh materials daily, or as needed to prevent buildup. If odorous, bedding is changed regardless of how long in place.
- g. Great ape waste is handled with precautions appropriate to bio-hazardous waste, and is not composted.
- h. Damaged and soiled enrichment items are removed daily, or as soon as the apes allow access to the area.
- i. Efforts are made to prevent native wildlife getting access to waste.

Tools

- j. Each enclosure has dedicated tools to prevent cross contamination between enclosures. When resources restrict the ability to have dedicated tools, tools are disinfected between enclosures to prevent the spread of parasites and disease.
- k. Tools are labeled when use is restricted to specific areas.
- l. Tools used for New World primates are not used for great apes.
- m. Sanitation tools or equipment, including wheelbarrows, are not used for transport or storage of foodstuffs or bedding.

Cleaning and Disinfection

- n. Feeding areas, automatic water devices, water and food containers are cleaned and disinfected daily.
- o. Care is taken to minimize overspray of waste, directly or via aerosolizing, into adjacent cages during cleaning.
- p. Animals are not present in enclosures being cleaned using power hoses. Care is taken to prevent accidental spraying of animals in adjacent enclosures when power hoses are used for cleaning.
- q. Concrete floored enclosures are dried with a squeegee, and as needed fans, to ensure floors are dry before bedding material is replaced.
- r. All hard surfaces including walls, floors, ceilings, benches, climbing structures, cage mesh and caregiver work areas are sanitized regularly to the extent possible. Note that in large outside enclosures with plenty of exposure to sunshine and rain, there may not be a need for scrubbing and cleaning but areas are monitored for potential sanitation problems.
- s. Cleaning and Disinfection Standard Operating Procedures are developed and followed to address:
 - safe disinfectant use to prevent hazards to the apes, caregivers and the environment;
 - cleaning and disinfecting protocols for food preparation and veterinary care areas using more powerful disinfectants on hard surfaces;



- daily, weekly, monthly and quarterly cleaning schedules for all hard surfaces including walls, floors, ceiling, benches, cage mesh and staff work areas designed to minimize the risk of disease transmission;
 - disinfectants and other cleaning products stored separately from foodstuffs.
- t. A Material Safety Data Sheet (MSDS) or equivalent is readily available for all cleaning products in use and all containers are properly labeled as to contents.

Laundry

- u. Laundry for great apes is done in a washer/dryer used to wash items soiled by animals only (e.g., towels, blankets, enrichment items).
- v. Specific disease exposure of species from research settings is taken into account when handling great ape laundry.

H-8 Temperature, Humidity, Ventilation, Lighting

Temperature, humidity, ventilation, and lighting are appropriately addressed.

Temperature

- a. The temperature is within an acceptable range for the species housed.
- Weather is considered in addition to temperature.
 - Allowance is made to accommodate individual animals not able to tolerate temperatures above or below the usual range of comfort for the species.
- b. For outdoor enclosures and shift yards, great apes have access to heated or cooled areas when ambient temperature falls below 55°F (12.78°C), adjusted for wind chill, or rises above 95°F (35°C). Great caution is taken with elderly, infant and disabled apes.
- Windbreaks are sufficient in number to accommodate all apes simultaneously with consideration for social structure and relationships in a group.
 - Shade is available throughout the day in a number of areas, which provides an adequately sized space to accommodate all ape simultaneously with consideration for social structure and relationships within a group.
 - Care is taken to prevent direct ape contact with heat sources. Note: Infrared bulbs or 'heat lamps' are not recommended as heat sources due to risks associated with bulb breakage and tissue damage in the apes.
- c. For indoor enclosures, an average ambient temperature range of 70°F (21°C) and 80°F (26.6°C) is recommended. However, most apes can tolerate temperatures between 50°F (10°C) and 70°F (21°C) for short periods of time when supplemental bedding and heat is provided.
- Heat can be provided by forced air or hydronic heating systems. Note: Infrared bulbs or heat lamps are not recommended due to risks associated with bulb breakage and tissue damage to the animals.
 - Cool air can be provided by refrigerant air conditioning, "swamp coolers", fans, or misters.



- Providing apes with opportunities to choose temperature ranges within an enclosure is preferred. This can be achieved by access to areas near heat vents, skylights, or hog warmers for example.
- Even when ambient temperatures are 'warm', bare concrete floors, especially damp floors, are too cold for many individuals and are not considered suitable substrate or housing for apes.
- Any climate control systems include redundancy and back-up power in case of equipment or power failure.

Humidity

- d. Optimal indoor humidity is between 30% and 70%. Humidity should not be kept above 80% in controlled environments to prevent fungal and mold growth. High humidity can be mitigated through proper ventilation or dehumidifier systems.

Ventilation

- e. Proper ventilation of indoor enclosures is critical.
 - In these areas, Heat Recovery Ventilators and Energy Recovery Ventilators can provide fresh outdoor air with minimal heat loss.
- f. Indoor enclosures ideally have a negative air pressure, with regular exchange of non-re-circulated air.
 - A minimum of one complete air exchange per hour is recommended.
- g. To the extent possible, separate air handling systems are maintained between animal areas to prevent disease transmission.
- h. Proper window and door placement can ensure sufficient cross-ventilation in warm climates.

Lighting

- i. Light, natural and artificial, is appropriate for the species housed in terms of intensity, spectrum and duration.
- j. Indoor enclosures - Natural lighting is optimal and can be obtained using skylights, windows, roll-up doors and other means. Glass bricks may be used, taking into account the fact that light intensity will be less than with clear glass.
 - Supplemental lighting is provided to ensure adequate light for caregivers to observe animals, clean enclosures and perform related animal care tasks.
 - When animals are confined indoors overnight, sufficient lighting is used to extend the daylight period to a day/night cycle of 12/12 hours to allow animals time to eat and select sleeping sites.
 - In northern climates, where natural light is less intense and of shorter duration during the winter months, full-spectrum bulbs are used to ensure ape health.
 - Consideration is given to providing nightlights to prevent aggression between social groups that may result from surprise encounters in darkened areas.
- k. Outdoor enclosures and shift yards - While not necessarily required, consideration is given to supplemental lighting or power sources for use in outdoor areas in event of an emergency. Tamper-proof lighting is used in ape enclosures.



PHYSICAL FACILITIES AND ADMINISTRATION

PF-1 Overall Safety of Facilities

The premises, tools, equipment, animal care records, and hazardous materials are appropriately kept clean and safe.

- a. The sanctuary is committed to maintaining a safe and healthy environment for all employees, volunteers, visitors and apes, and conforms to health and safety practices as outlined under applicable national and state/province laws and regulations (e.g., the Occupational Health and Safety Administration ["OSHA"] in the United States or an equivalent international/national occupational safety organization/agency).
- b. Premises (buildings and grounds) are kept clean and in good repair in order to protect employees, volunteers, visitors and apes from injury and to facilitate appropriate ape care.
- c. Materials and equipment are safely stored when not in use, and there is an effective system in place for regular inspection and maintenance of tools and equipment.

PF-2 Water Drainage and Testing

Water drainage is rapid and complies with all regulations, and soil and water are tested annually.

- a. A suitable method is provided to rapidly eliminate excess water.
- b. The sanctuary's method of drainage complies with applicable national, state/province, and local laws and regulations relating to pollution control or the protection of the environment.
- c. Enclosures are checked annually for potential water contamination and soil contaminants.



PF-3 Life Support and Lighting

There are adequate and reliable utilities, with back up.

- a. Adequate and reliable electric power, potable water, water supplies and plumbing are available on the premises.
- b. An emergency power system, such as a generator, is in place in the event of a power outage.
- c. There is adequate light for employees and volunteers to perform their duties, both day and night as needed.

PF-4 Hazardous Materials Handling

Hazardous materials are appropriately handled according to applicable regulations and laws, protective clothing and other equipment in isolation units are not used elsewhere, and waste is taken care of appropriately.

- a. The method for disposal of sewage, toxic/hazardous materials, garbage, and ape wastes follows all guidelines for hazardous materials. All national, state/province and local legal and regulatory requirements are met.
- b. All hazardous materials are labeled with the name of the contents, appropriate hazard warnings, and the name and address of the manufacturer as provided on the Material Safety Data Sheets (MSDS Sheets) or equivalent, if used in the country in which the sanctuary is based.
- c. If applicable, Material Safety Data Sheets for each hazardous material to which employees may be exposed, are kept in the area where the materials are stored. Employees are made aware of, have access to and understand how to interpret the MSDS Sheets.
- d. All employees, and volunteers where appropriate, utilizing hazardous materials are appropriately trained in the use of, and made aware of the potential hazards of using these materials.
- e. Appropriate protective equipment and clothing is utilized when working with hazardous chemicals.
- f. Accumulations of trash is placed in designated areas and cleared as necessary to protect the health of the apes, staff, volunteers, visitors and the surrounding environment.
- g. The sanctuary considers the potential risks of releasing parasites, diseases or non-native plants through effluent water and other routes.
- h. Provision is made for the safe and legal removal and disposal of ape and food wastes, bedding, dead animals, trash and debris.



- i. Disposal facilities are so provided and operated to minimize rodent and insect infestation, odors, and disease hazards while complying with applicable international, national, state/province, and local laws and regulations relating to pollution control or the protection of the environment.

PF-5 Security: Ape Enclosures

Proper security measures are in place to safely contain apes at all times, and there is a 24-hour security system in place.

- a. For very large enclosures into which vehicles enter, there are double gates and/or doors located far enough apart to allow the vehicle to be completely enclosed into the area with both gates secured before entering the enclosure.
- b. See also Standard S-6, "General Staff Safety."
- c. The sanctuary has 24-hour systems in place to minimize the risks of theft, malicious damage or release of apes by intruders entering the grounds.
- d. The sanctuary has a key control system designed to ensure that only qualified staff are allowed into certain areas of the sanctuary, such as ape enclosures. Gates and doors to enclosures are securely locked so as to prevent unauthorized openings.
- e. An adequate number of clearly visible safety signs, providing warning by means of a symbol, words or a combination of symbol and words, are displayed at each enclosure as needed.

PF-6 Perimeter Boundary and Inspections, and Maintenance

The perimeter boundary is designed to discourage unauthorized entry, with suitable exits, and any enclosures in need of repairs is immediately repaired or replaced, or apes are relocated.

- a. The perimeter boundary, including access points, is designed, constructed, and maintained to discourage unauthorized entry and as an aid to the safe confinement of all the apes within the sanctuary.
- b. Exits through any perimeter fence are suitably located and adequately designated and secured.
- c. Each exit from the sanctuary is kept clear and is capable of being easily opened from the inside to allow the release of staff.
- d. All such gates are capable of being closed and secured to prevent the escape of apes and entry of unauthorized animals and visitors.
- e. Safety signs on any electrified section of the perimeter fence or enclosures are easily visible.



- f. A regular program of sanctuary maintenance is in place.
- g. Any enclosure in need of repair, or any defect likely to cause harm to apes, is immediately repaired or replaced, or the ape(s) are relocated to a secure enclosure.

PF-7 Security: General Safety Monitoring

Appropriate fire extinguishers and alarms are in place and in working order, weather is monitored, and all physical features of the sanctuary are designed and maintained to ensure the safety of the apes.

- a. Adequate fire extinguishers and alarms are installed, regularly tested, maintained in good working order and the staff is trained in their use. Fire alarms can automatically be heard from the permanent residence.
- b. The sanctuary has a system in place to provide early warning of severe temperature extremes and weather patterns. This is communicated directly to the sanctuary director in case of emergency.
- c. Steps have been taken to protect apes as much as possible from fire, flood, and other natural hazards. This includes not storing more than the daily ration of bedding or hay in the same building in which apes are housed.
- d. All plant and fixed equipment, including electrical and heating apparatus, are installed and maintained in such a way that they do not present a hazard to apes, and their safe operation cannot be disrupted by the apes.
- e. Tools and other portable equipment are not left unattended in places where they could cause apes harm, provide a means of escape, or serve as projectiles.

PF-8 Insect and Rodent Control

An appropriate, effective, humane and safe rodent control program is in place as needed. Insects are safely controlled as needed.

- a. An insect and humane rodent control program is in place, supervised by a veterinarian who determines the degree of toxicity that products in use may pose to apes, native wildlife and staff.
- b. Insect and rodent control is implemented in all appropriate areas of the sanctuary, including storage areas for food items.
- c. Any pesticides are used in accordance with government regulations. Whenever possible, less toxic or non-toxic agents such as silica gel, diatomaceous earth, or insect growth regulator products are given preference.



PF-9 Record Keeping

Records are maintained appropriately as required by local, state and national regulations and as necessary for good husbandry, management and veterinary care.

- a. Detailed individual and group records are necessary for good husbandry, management and veterinary care. All nationally required records are kept, as well as records required by GFAS to meet other standards in this document (e.g., Standard P-2, "Acquisition Recordkeeping and Monetary Exchange").
- b. Records that, if not required by law, are recommended by GFAS include but are not limited to:
 - Individual animal records showing origin, age, species, gender, microchip number, tattoo, photo, bio, etc.;
 - Individual veterinary record;
 - Reproductive history, if known;
 - Contraception records;
 - Weight, current diet and record of diet changes;
 - Food consumption and preferred food items;
 - Enrichment dates, items used and ape's response.;
 - Where applicable and appropriate, any positive behavioral management records showing completed objectives and those in development;
 - Current and historic cage mates, social groups and partners, including response to various phases of introduction and response to other individuals;
 - Acquisition documents (see Standard P-2, "Acquisition Recordkeeping and Monetary Exchange");
 - Welfare assessment for the great apes as a whole including measures of: disease prevalence, morbidity and mortality rates, and activity levels;
 - Inspection reports, as applicable, from international, national, state/province and local agencies, as well as accrediting organizations;
 - Other animal documentation as applicable, such as complaints or police reports pertaining to specific animal and animal escape reports.

PF-10 Animal Transport



Great apes are appropriately transported to maximize safety and minimize stress and in accordance with all local, state/province, national, international requirements and laws.

- a. Apes are transported only when necessary, such as when being transported to the sanctuary, to a medical facility for care or to another accredited Sanctuary for reasons as described in acquisition standards.
- b. Pre-transport health examinations ideally include a complete physical exam with attention to parasite checks, necessary vaccinations, and completion of any tests required by regulations of the receiving state/province or country.
- c. Health certificates and any required transport permits accompany the ape when being transported interstate or internationally. All transport abides by local, state/province, national and international law. A veterinarian is responsible for preparing and signing the health certificate.
- d. Prior to transport, the sanctuary ensures that adequate facilities are available at the receiving end and food items that are familiar to the animal are available.
- e. Where possible and appropriate, apes are acclimated to shipping container/crate prior to transport. Capture, restraint, and transportation methods consider the great ape's temperament and behavior in order to minimize injury, and distress.
- f. At a minimum, transport enclosures meet appropriate animal welfare standards (e.g., IATA, US Animal Welfare Act Transportation Standards or similar).
- g. Transport crates and vehicles are in good condition and meet national and/or international standards. Equipment suitable for lifting, crating and transportation of animals kept within the sanctuary is readily available.
- h. Transport containers:
 - have impervious surfaces, which are cleaned and disinfected after use.
 - are designed to permit safe transfer into a secondary enclosure.
 - are designed to minimize the risk of the great ape reaching through to make contact with personnel.
 - are designed to minimize loss of bedding and waste, reducing the risk of disease transmission.
 - are placed within a secondary container or closed compartment on the transport vehicle.
- i. Any great ape taken outside the sanctuary, for an approved reason such as medical treatment or transfer to a more appropriate sanctuary, is in the personal possession of the sanctuary director, or of competent persons acting on his/her behalf and adequate provision is made for the safety and well-being of the animal and public safety.
- j. All apes taken outside the sanctuary are kept securely at all times. Great apes are managed outside the sanctuary in such a way that the animal is under control and not likely to suffer distress, cause injury or transmit or contract disease.
- k. Complete medical records, diet and husbandry information, and identifying papers (e.g., describing tattoos, or other identification methods) accompany all transported great apes.



NUTRITION REQUIREMENTS

N-1. Water

Fresh clean water is available in sufficient quantity.

Quantity

- a. Fresh clean water is available at all times to all individuals.
- b. Multiple water sources are available for group-housed great apes to ensure high-ranking individuals do not dominate water sources.

Quality

- c. Water quality parameters are maintained at a generally acceptable level for apes in terms of turbidity, salts, etc.
- d. Potable water sources are tested for contaminants annually.
- e. All water sources (including water bowls) are cleaned at least daily, and more often if needed.
- f. If automatic water devices are not used in hot climates, water sources are shaded or changed multiple times to avoid overly hot water.

Automatic Water Devices

- g. Devices are tested daily to ensure water is available.
- h. Devices are easily disabled when animals must be fasted for medical purposes.
- i. When monitoring of water consumption is required, an alternative means of providing water is devised.
- j. In colder climates, steps are taken (such as installation of heat sources) to ensure water consumption does not decrease with lower ambient air temperatures.

N-2. Diet

A properly balanced and healthy diet is provided appropriately based on the needs of each great ape, following veterinary instructions for special needs.

General

- a. A veterinarian or qualified nutritionist periodically reviews all aspects of the apes diet at the sanctuary.



- b. Diets of individual great apes (including vitamin supplementation) are of a quality, quantity and variety to match the physiological and psychological state of the individual as it changes over time, with consideration for the age, life stage, species, condition, and size of the individual.
- c. Food is wholesome, palatable, free from contamination and of sufficient quantity and nutritive value to maintain all apes in good health.
- d. The sanctuary utilizes a feeding regimen that ensures each individual receives adequate nutrition regardless of status in social group.
- e. Where possible and appropriate, each ape's daily dietary needs are documented and made available to animal care staff.
- f. In open space enclosures, routine observation of feeding activity ensures all animals are able to access sufficient food.
- g. Commercially prepared primate diets are not the sole diet for apes, but are a supplement to a diet of fresh fruits and vegetables, greens, and other whole foods.
- h. Great apes are not fed New World Primate diets, as they are not balanced for apes.
- i. Fresh fruit is fed complete, including peels, cores and seeds. Fruits make up no more than 1/3 of a captive ape's diet. Where excess weight gain or diabetes is a concern, consideration is given to replacing all fruit with high fiber vegetables.
- j. Nuts and seeds are fed sparingly, ideally by scattering throughout the enclosure to encourage foraging, because of their high fat content.
- k. Commercially available insects including crickets, mealworms and waxworms can be offered occasionally with the diet.

Browse

- l. Fresh browse is offered daily to animals housed indoors. If not naturally present in the outdoor enclosure, browse items (e.g., grasses, cattails, vines, etc.) are provided on a regular basis.
- m. All browse items are nontoxic and grown without chemical pesticides. Caregivers are trained to identify safe, non-toxic plant species appropriate for great apes.

Vitamins/Supplements

- o. Prior to offering supplemental vitamins, the health and condition of the individual great ape, as well as the diet, is reviewed by a nutritionist experienced in great ape care and/or the attending veterinarian.
- p. If vitamins are given, they do not contain excess iron.
- q. Essential Fatty Acid (EFAs) may be supplemented, as recommended by the veterinarian or nutritionist, to ensure a balanced diet.

Treats/Enrichment items

- r. Preferred food items from the basic diet can be reserved for enrichment through the use of puzzle feeders and other food enrichment devices/techniques.
- s. The calories in foods used as enrichment are considered when planning the overall diet.



N-3. Food Presentation and Feeding Techniques

Food is prepared and presented in a safe and appropriate manner to meet apes' health and social needs.

General

- a. Feeding and drinking receptacles are placed in positions that minimize the risks of contamination from soiling by the apes themselves, wild birds, rodents and other potentially invasive species.
- b. Food receptacles, where used, are appropriate for the species housed in terms of number, size and placement, and are cleaned daily.
- c. Receptacles for animal food and water are designed to minimize spillage and are not used for any other purpose.
- d. Feeding chutes or feeding boxes may be used as a means to safely distribute feed. If used, a solid barrier extending several feet in each direction from the opening is used to reduce the risk of great apes grabbing staff through mesh wiring.
- e. Food items are placed above floors to minimize contamination from urine and feces.
- f. Great apes are offered their diet a minimum of once daily and preferably twice daily, with sufficient daylight hours remaining to allow necessary forage time.
- g. Single feeding regimens are carefully monitored and reviewed frequently to ensure they meet the nutritional and psychological requirements of the great apes.

Feeding Techniques

- h. Caregivers are encouraged to reduce tensions during feeding times by conducting their tasks in a quiet manner; not playing favorites with the food; not making direct or prolonged eye contact with the apes; not accidentally teasing an ape by trying to retrieve or relocate a dropped food item until after all feeding has been completed. Additionally, caregivers refrain from unwittingly rewarding stereotypic or aggressive behavior by simply refusing to acknowledge or react to the behavior.
- i. Variations in food presentation are considered part of the enrichment program for great apes. Distributing food throughout an enclosure allows natural foraging behavior and may limit food hoarding and aggression.
- j. Feeding in multiple locations helps to ensure that low-ranking individuals have adequate access to food and water.
- k. To ensure that subordinate individuals receive enough food without overfeeding dominant individuals, cooperative feeding techniques (in which dominant individuals are rewarded for allowing subordinate individuals to obtain food) may be used.

Diet Related Health Issues

- l. Food selections and quantities are managed as much as possible to maintain healthy weight with attention paid to fat, sodium and sugar content.
- m. Food selections are managed to reduce the risk of nutritionally induced diabetes.

Diet Changes, Increases or Decreases



- n. Adjustments made to an already formulated and nutritionally balanced diet are made to the entire diet to ensure continued nutritional balance.
- o. Considerations for diet increase include weight and condition of all animals in the group, overall food consumption, activity level of the group, feeding competition and other medical or behavioral considerations.
- p. Diet increases or decreases are made in modest increments with animal response to the change assessed for a minimum period before additional changes are made.
- q. Underweight individuals experiencing health or behavioral problems may be separated for supplemental feeding as needed to avoid undesirable weight gain in conspecifics.

N-4. Food Storage

Food is stored appropriately.

- a. Separate and secure facilities are provided for proper and hygienic storage of food.
- b. Dry goods (e.g., grains and biscuits) are stored in clean, dry storage areas in sealed containers or on pallets. Products are dated and rotated to use oldest stock first, and expired food as well as bags damaged by pests is discarded.
- c. Produce is stored in a clean, dry refrigerator, and is ordered at regular intervals in amounts that can be used prior to spoilage.
- d. Items frozen for use are dated and labeled, and no frozen items are thawed and refrozen. Items that are not fed frozen are thawed in a refrigerator to minimize risk of spoilage.
- e. Browse, grass hay, alfalfa and other baled products are stored in a sheltered area on pallets, and oldest stock is used first.
- f. Insects are housed per instructions from the provider or in appropriate insect colony housing. Insects intended for use as food are housed in appropriate containers to prevent contamination by insect pests.

N-5. Food Handling

Food is handled and prepared in an appropriate manner to retain nutritional value, freshness, and freedom from spoilage, invasive species or other forms of contamination.

- a. Food is protected against dampness, deterioration, mold, and/or contamination by insects, birds, rodents or other animals.
- b. No food that is spoiled or otherwise contaminated is served.
- c. Foods not fed frozen are thawed in a refrigerator to minimize risk of spoilage. Frozen foods are not thawed and refrozen.



- d. Fruits and vegetables fed to insect colonies are changed often to prevent consumption of spoiled food items.
- e. Diets are prepared in a safe and hygienic manner to reduce the possibility of contamination or spoilage.
- f. Food preparations meet all local, state/province, and national regulations.
- g. Separate cutting boards, utensils and food preparation surfaces are used when meats, fish and produce diets are prepared in a common kitchen area.
- h. Food preparation surfaces are thoroughly cleaned after use.
- i. Staff and volunteers wash hands thoroughly prior to handling food, and wearing gloves during food preparation is recommended.

Veterinary Care

V-1. General Medical Program and Staffing

There is a written veterinary medical program, overseen by a veterinarian, with adequate support staff at the sanctuary, with 24/7 veterinary care available on call.

- a. The sanctuary has a written veterinary medical program, including long term preventative medical protocols and disease surveillance and containment procedures, that is developed and carried out under the supervision of a licensed veterinarian – the attending veterinarian - who has training or experience in providing medical care for the ape and other species housed at the sanctuary, and who is aware of any specific issues with the health of the apes at the sanctuary.
- b. One or more full-time veterinarians specifically concerned with the veterinary medical program is highly recommended for sanctuaries whose budget will support the salaries of such trained personnel. Sanctuaries unable to employ a full-time veterinarian have access to a part-time veterinarian, under a contractual or other similar arrangement, with training and appropriate experience with the apes housed at the sanctuary.
- c. Veterinary care is available 7 days per week and 24 hours per day for the sanctuary on an on-call basis when a veterinarian is not physically on grounds. When the primary veterinarian is unavailable, there are other suitably experienced veterinarians on call.
- d. There are support staff to carry out the following roles: (1) Husbandry (ape caregivers), (2) Technical (medical technologists, or individuals trained at the sanctuary), and (3) Clerical. The sanctuary has available properly trained and qualified professional and supporting personnel as necessary to implement these roles.
- e. A staff member is trained to serve as a medical program director, dealing with emergencies until a veterinarian arrives or is reached. He or she is able to direct any restraint of the apes, perform basic first aid, be responsible for administration of post-surgical care, and be skilled in maintaining appropriate medical records.



- f. Medications are stored appropriately on site, according to label directions. Medications requiring refrigeration are stored separately from food items.

V-2. On-Site and Off-Site Veterinary Facilities

Veterinary facilities are appropriately located, designed and equipped.

- a. Any on-site veterinary facility at the sanctuary meets all local and state/province building regulations
- b. Surfaces in the on-site veterinary facility with which apes can come in contact are non-toxic and can be readily disinfected.
- c. The on-site facility is located away from areas of heavy public use to minimize noise levels for hospitalized apes.
- d. The on-site facility has separate areas for examination and treatment for any of the following functions performed on-site: sterile surgery, necropsy, quarantine, laboratory, radiology, pharmaceuticals storage including, when necessary, a safe for narcotics that meets the standards set by applicable regulations (e.g., the Drug Enforcement Administration [DEA] in the United States), radiology equipment (if done on-site), ape holding areas, capture and restraint equipment, non-absorbent and non-impact resistant surfaces, floors sloping toward drains, air handling systems, ceilings, doors, outside ape enclosures as appropriate, hospitalized ape enclosures, furniture, and storage areas.
- e. If the sanctuary does not have an on-site veterinary facility, or only a partially outfitted veterinary facility it has a contract or similar arrangement with a nearby veterinary hospital for off-site treatment as needed. The hospital should have a sterile surgical facility with anesthetic equipment to include radiology equipment, a laboratory, and pharmaceutical storage. If necropsies are performed at the hospital, there is a separate area for necropsies and a separate storage refrigerator for storage of carcasses.
- f. See also Standard V-4, "Clinical Pathology, Surgical, Treatment and Necropsy Facilities."

V-3. Preventative Medicine Program

The sanctuary has a complete preventative medicine program.

- a. Appropriate preventative medicine programs are in place to manage all apes, with special attention paid to geriatric animals.
- b. The preventative medicine program includes quarantine procedures, parasite surveillance and control, immunization, contraception, infectious disease screening, dental prophylaxis, and periodic reviews of diets, husbandry techniques and invasive species control.



- c. When circumstances permit, and as appropriate for the individual animal, an overall examination is performed annually, blood is collected, serum banked as a baseline control and the results are recorded. The attending veterinarian, in consultation with the sanctuary director, determines any schedule for routine physical examinations, including ocular, dental and musculoskeletal assessment, and implements any necessary treatment.
- d. A veterinarian, veterinary technician, or other trained personnel performs regular fecal examinations to look for pathogens (random enclosure sampling is adequate for group-housed apes). Results are recorded. Fecal examinations are repeated following treatment to evaluate efficacy.
- e. All apes are immunized as recommended by the attending veterinarian, using currently recommended procedures and products as appropriate for the country, species and individual. Where possible, killed vaccines are utilized to minimize the potential for adverse reactions. Schedules and products are dictated by the disease status of domestic and wild animals in the area surrounding the sanctuary and relevant local and national laws.
- f. When apes are immunized, the type, serial number, and source of product are recorded in the individual animal's medical record.

V-4. Clinical Pathology, Surgical, Treatment and Necropsy Facilities

Clinical pathology, surgical facilities and services, medical treatment for sanctuary apes and necropsy are all high quality, humane, professional, legal, and safe.

Clinical Pathology

- a. Diagnostic laboratory services are available on- or off-site to assist with the examination of apes and the diagnosis of disease.
- b. Diagnostic capabilities include cytology, microbiology, parasitology, complete blood count, blood chemistry, urinalysis, serology and other appropriate laboratory procedures.

Surgical

- c. The sanctuary has access to surgical facilities (either on-site or at a nearby veterinary hospital) that are clean, free from excessive noise and unnecessary pedestrian traffic, have adequate lighting, ventilation, and temperature controls, and can be easily cleaned and disinfected. For off-site aseptic surgical facilities, an on-site area that can be adapted for occasional or emergency aseptic surgical use is available.)
- d. Surgical facilities have access to appropriate anesthetic equipment including injectable anesthetics, reversal agents, oxygen, sterilized surgical packs, surgical preparation solutions, intravenous fluids, fluid administration equipment, pulse oximetry, heart monitoring equipment (e.g. electrocardiogram, stethoscope), and emergency drugs.. Where gas anesthetic equipment including scavenger units, are used, they are cleaned and calibrated at least annually. Gas cylinders are safely stored and replaced regularly.



- e. If on-site, the sanctuary ensures that surgical equipment is maintained in good working order and is on a program of routine preventive maintenance.
- f. Only a licensed veterinarian performs surgery, using standard operating procedures. (Note: A veterinary technician appropriately trained by a veterinarian in states or provinces where such action is permitted by veterinary practice acts can perform surgical first aid.)
- g. The veterinarian uses aseptic surgical procedures whenever applicable.
- h. Veterinarians and support personnel are compassionate and knowledgeable about the humane aspects of ape treatment, including the proper use of anesthetics, analgesics, and tranquilizers.
- i. Surgical incisions are observed daily, or as frequently as possible while minimizing stress to the apes, for signs of dehiscence or infection. Analgesics are administered post-operatively when appropriate.

Treatment

- j. Medications are maintained and used in accordance with local, state/province, and national laws and regulations and are administered in accordance with the state veterinary practice act, or equivalent outside the US.
- k. The sanctuary has a pharmacy on-site where routinely used drugs, such as emergency resuscitative medications, antibiotics, anthelmintics, fluids, anesthetics, analgesics, tranquilizers, etc. are maintained.
- l. All medications are purchased, prescribed and administered under the guidance of the veterinarian.
- m. When distributed to ape caregivers, medications are properly labeled and packaged, with the contents identified and instructions for the amount, frequency and duration of administration as well as the name and identification of the ape to receive the medication, the expiration date of the medication, prescribing doctor and number of refills if any.
- n. All medical treatments and drug prescriptions are documented in the ape's medical record.
- o. Basic physical capture and restraint equipment to facilitate medical treatment is available at the sanctuary.

Necropsy

- p. Whenever possible, there is an isolated area on the grounds for performing necropsies, or appropriate storage facilities until the deceased ape can be transported to a facility for a postmortem examination as soon as possible, understanding that necropsies performed longer than 24 hours after death may be of limited value due to autolysis of the body. (Note: Any refrigerated area for holding dead apes is physically separate from live ape holding, treatment, and surgery areas and from food supply storage or preparation areas.)
- q. Disposition of dead apes and their parts meet all legal restrictions.
- r. Dead specimens not used are incinerated or disposed of as deemed suitable by the veterinarian in accordance with local, state/province and national regulations.



V-5. Quarantine and Isolation of Great Apes

Appropriate quarantine and isolation policies and accommodations are in place and utilized.

- a. Upon arrival, all great apes undergo quarantine for a minimum of 30-60 days, according to the protocol established by the attending veterinarian, or for a greater period if required by applicable law. The quarantine period is longer (at least 60-90 days) for those apes that have received minimal screening prior to arrival, such as apes from the wild. Great apes previously housed together may be quarantined together.
- b. If the sanctuary does not have an adequate quarantine facility, steps should be taken to have apes undergo quarantine under these guidelines prior to their arrival.
- c. Local, state/province, or national regulations regarding quarantine of newly arrived apes are followed.
- d. All utensils and outer clothing used in quarantine are restricted to that area.
- e. Protective clothing, boots and footbaths are used by all staff entering the quarantine area or areas containing quarantined animals. Quarantine clothing is not removed from the quarantine area, except in a sealed container for cleaning.
- f. Caregivers wear protective gloves and masks when cleaning or handling anything with which the quarantine apes come into contact.
- g. Where possible, staff working in quarantine areas does not work with other sanctuary animals. If this is not possible, work is done in the quarantine areas last.
- h. Quarantine staff cares for newly admitted apes in their quarantine area before caring for sick animals, which are housed in separate isolation enclosures.
- i. The quarantine area allows for daily cleaning and sanitation, either with removable catch trays or a drainage system that allows fecal matter to flush into a septic system; waste is otherwise removed and disposed of properly.
- j. In enclosures housing animals carrying infectious or transmissible diseases, to the extent possible, all surfaces of the enclosure are properly sanitized.
- k. Quarantine areas have adequate ventilation, heat and air conditioning, which are used to ensure optimum conditions, particularly in the case of young, elderly or sick apes who may be more sensitive to environmental changes.
- l. Quarantine animal waste is handled separately from all other manure or compost at the facility. Because of the risk of disease transmission, quarantine waste is not spread on pastures or composted.

V-6. Medical Records and Controlled Substances



Complete medical records and appropriate statistics are maintained, apes have permanent identification, and controlled substances are prescribed and stored legally.

Medical Records

- a. Complete medical records are maintained on all apes.
- b. Medical records are dated, legible and indicate examination findings, treatments (types of medication, dosage, duration), surgical procedures, anesthetic procedures (type of agent, dosage, effect), results of all laboratory tests (parasitologic, hematologic, bacteriologic, etc.) pathology reports, plus immunization records with all relevant dates, ape identification and nutrition/diet information, and, where applicable, necropsy reports.
- c. Copies of medical records accompany any ape who is transferred to another sanctuary.
- d. Medical records are maintained under the direction of the veterinarian or trained ape caregiver. Where possible, duplicate record sets are stored at another site, or in a fire proof or theft proof safe on site or an online storage system.
- e. Statistics are tabulated regularly on the rates and nature of illness and mortality in the sanctuary.

Controlled Substances

- f. Only a licensed veterinarian prescribes controlled substances used at the sanctuary, and all such substances are secured in accordance with any applicable laws.
- g. The sanctuary maintains appropriate records and logs for all controlled drugs used. All drug logs are kept up to date and comply with any national or other legal requirements (such as the Drug Enforcement Agency in the U.S.).
- h. Expired controlled drugs are marked as such and stored separately.
- i. Controlled drugs are discarded in accordance with applicable national, state, and local law and regulations (such as the USDA and DEA in the United States).

V-7. Contraception

The sanctuary has a contraception program in place, overseen by a licensed veterinarian, so that apes do not reproduce.

- a. The sanctuary has a protocol in place to ensure that all mixed-sex groups are contracepted. Single-sex groups do not require contraception. In most situations where apes are to remain captive, however, males are vasectomized to allow for flexibility in future social groupings.
- b. Vasectomies are performed by a veterinarian experienced in the procedure.
- c. Castration is not an acceptable form of contraception and is only performed in cases of testicular pathology.



- d. Acceptable forms of contraception in females include oral contraceptives, synthetic progestins, surgical sterilization through tubal ligation, and intrauterine devices (IUDs), with choice of method based on present best practice and attending veterinarian recommendations. While ovariectomy is an effective form of contraception, it is only performed in cases of reproductive tract pathology as the procedure may have significant behavioral implications.
- e. In range state sanctuaries where the possibility of release back to the wild exists, reversible forms of contraception are preferred.
- f. For an exception to this policy for rehabilitation and release centers engaged in a bona fide breeding-for-release program, see Standard P-6, "Breeding."

V-8. Zoonotic Disease Program

The staff and sanctuary veterinarian are knowledgeable about zoonotic diseases that may affect apes at the sanctuary, and implement appropriate policies and procedures as needed to mitigate risk and deal with any exposures that occur.

- a. The sanctuary's veterinarian is knowledgeable about zoonotic diseases that may affect apes at the sanctuary. The sanctuary has emergency procedures and a defined process to avoid transmission of all potential or emerging diseases through bites, scratches, body fluids, direct contact with apes and other means. (Note: Additional precautions may be necessary for staff classified as increased risk of disease, including those who are immune-compromised.)
- b. Staff has tuberculin tests and necessary immunizations prior to employment and annually thereafter, as appropriate for the country, ape species and individual. All attendants, handlers, and/or trainees who have direct contact with apes are tested for tuberculosis or have a chest x-ray taken on at least an annual basis and are continually made aware of the potential threat.
- c. A physician with expertise in infectious diseases is consulted whenever an employee contracts an unusual illness or is exposed to an ape diagnosed with a zoonotic disease.
- d. When a reportable disease is identified, all appropriate local, state/province, and national regulatory officials are contacted.
- e. All areas in which the staff has direct contact with apes have hand-washing facilities available in the immediate vicinity (or an equivalent; e.g., bactericidal hand-wipes)
- f. Human food consumption by the staff does not occur in the immediate area of ape contact.
- g. Wild-caught apes are quarantined for 90 to 180 days to reduce the risk that they carry latent rabies virus. Rabies testing and vaccination protocols are carried out in accordance with national, state/province and local rabies prevention protocols.
- h. Unless extensive testing has been performed for those pathogens likely to be a concern for the region, all staff-ape contact is avoided, reducing risk of cross-transmission of disease.



- i. See also Standard S-14, "First Aid and Zoonotic Disease Training, and Staff First Aid."

Well-Being and Handling of Great Apes

W-1. Physical Well-Being

All great apes are routinely monitored to ensure their physical well-being. All aspects of husbandry, including veterinary care, environmental enrichment and diet are designed to optimize the apes' physical well-being.

- a. The welfare of each individual ape is the overriding consideration in all sanctuary actions.
- b. Great apes are able to enjoy lives that are as close as possible to that of their wild counterparts as regards stimulation and interest through adopting husbandry and management procedures, including appropriate housing and enclosure design, environmental enrichment programs, positive reinforcement programs and a balanced diet to meet nutritional requirements.
- c. Apes are provided with opportunities to climb, nest, forage for food and play by providing species-appropriate climbing structures, places to hide and rest in comfort, and a variety of plants and substrates and other enclosure enhancements where food/enrichment items can be hidden.
- d. Regular assessments are performed in an effort to quantify and measure the welfare of individual animals through monitoring of nutritional, physical and social conditions. Qualified personnel conduct daily observations of each great ape to monitor for signs of physical abnormalities. Any unusual activities are recorded in a log at each inspection. Sudden changes in food consumption and other behaviors are immediately brought to the attention of supervisory staff. Note: Where it is not possible to observe each animal on a daily basis, time is spent observing all apes on at least a weekly basis, an accurate population count is maintained, and health issues monitored.
- e. Where possible and appropriate, records of individual great apes are kept to provide both behavioral and veterinary history.
- f. Veterinarians and staff carefully evaluate the need for physical intervention in cases of health problems, as unnecessary removal of individuals from a stable group may have long-term negative consequences for both the individual and the group.
- g. Where possible, each ape is weighed annually, either during a routine physical or through the use of a built-in scale, to monitor for signs of illness and to determine dosages for chemical anesthetics.
- h. The use of positive reinforcement may be appropriate for some great apes who enjoy interacting with people to provide additional enrichment and reduce the need for chemical immobilization and to reduce stress during medical intervention.



W-2. Social Housing

Great apes are grouped appropriately with the safety of animals and staff in mind.

General

- a. Great apes housed in the same primary enclosure are compatible.
- b. Great apes are not housed near animals that interfere with their health or cause them physical or psychological discomfort.
- c. Habitats are of sufficient size to allow appropriate space between individuals within and between social groupings and to allow for temporary isolation from conspecifics.
- d. Great apes are housed so that no individual endures constant harassment or suffers physical injury, nor do social behaviors prevent any individual from maintaining proper nutrition and hydration.
- e. Solitary housing is generally temporary and reserved for situations including, but not limited to: quarantine; medical assessment and/or care; lack of appropriate social partners or social tension resulting in disruption to the main troop or physical aggression leading to injuries.
- f. The sanctuary has the ability to separate and isolate animals to address behavioral concerns. If apes are isolated for social reasons, all efforts are made to find a suitable social group within the facility or at another accredited institution.

Social Housing

- g. The individual developmental and social history of each ape is taken into consideration when determining social groups.
- h. Chimpanzee and bonobo enclosures should where possible allow for natural 'fission-fusion' behavior, with space for smaller subgroups to temporarily separate from the main group.
- i. Groups with young males are monitored for aggression, and young males forced out of the group are housed with a social companion.

Mixed Species Housing

- j. Great apes are not housed with New World primates.
- k. Mixed species housing is approached carefully with awareness of the potential for injury and death from territorial and predatory activities.



W-3. Introduction of Unfamiliar Individuals

Introduction of any new great ape to a social group is done according to techniques appropriate for each species, with staff safety ensured.

- a. Introduction of unfamiliar apes is carefully considered. Professionals with experience in social introductions, if not on staff, are consulted whenever possible during these considerations.
- b. As needed and possible, information listed below is gathered for the introduction planning process:
 - A list of individual animals to be introduced, including all that the sanctuary ultimately hopes to integrate into a group.
 - Background of each individual, including but not limited to: age and gender; social experience with other great apes; rearing history (hand-reared, parent reared, time spent with mother and siblings); dominance rank in previous groups and rank relative to other great apes who are also being integrated into the new group; affiliations with other individuals who are also being integrated into the new group; considerations for species-specific behavior and biology including potential for infanticide, cycle status of females, male-male relationships.
- c. As appropriate or needed, benchmarks or desired outcomes are identified for each step in the process. Examples include:
 - physical location of animals during visual contact period;
 - behavioral goals of visual contact period;
 - physical location of animals during tactile contact period (in naturalistic settings, an enclosure within the acreage/hectares allows for exploration without hotwires, etc.);
 - behavioral goals of tactile contact period;
 - benchmarks for proceeding to physical introduction;
 - space and cages to be used for physical introduction;
 - reasons location selected: neutral space, ample run around, visual barriers, doors that can be closed to protect animals in trouble etc.;
 - cage set-up for physical introduction, enrichment etc.;
 - emergency equipment that might be needed;
 - time frame necessary to acclimate animals to presence of equipment;
 - criteria for separating animals if physical introduction does not proceed safely;
 - post introduction management and husbandry protocols.
- d. The plan is developed with involvement of all staff involved with care of the species and details a series of steps that will be taken to integrate the individual animals involved. Necessary modifications to enclosures are identified and completed prior to beginning the process.
- e. The plan establishes behavioral goals for introductions and is not driven by schedules, and is open to modification as introduction/integration develops and evolves.



- f. Only normally scheduled caregivers and animal managers are present to directly observe. Individuals who are not routinely present in the animal area, including veterinary and management staff, observe via remote video or receive reports from staff.
- g. All caregivers have a clear understanding of the plan including contingencies for problems that might occur, and are empowered to take appropriate action in the event of perceived emergency.

W-4. Behavioral/Psychological Well-Being

The behavioral/psychological well-being of each ape is evaluated and addressed, appropriate enrichment is provided, and where appropriate a welfare plan and report is part of each ape's file.

- a. There is a formal, written enrichment program that promotes species-appropriate behavioral opportunities and ensures the captive great apes' psychological well-being. A complete environmental enrichment program includes the following:
 - Structural enrichment - Enclosure design and furniture that add complexity to the environment and promote species-specific behavior (e.g., climbing, perching). Examples include benches, climbing structures, ropes and fire hoses, and hammocks.
 - Object enrichment – Objects that encourage inspection and manipulation and promote species-specific behavior (e.g., nesting, tool-use). Examples include straw, hay, blankets, branches, acrylic mirrors, dolls, and toys.
 - Food enrichment - Varying food choices and food presentation, including the use of puzzles that increase food procurement time. Examples include treat dipping, raisin logs, and smearing peanut butter in hard-to-reach areas.
 - Social enrichment - Affiliative interactions between caregivers and apes (e.g., grooming and playing chase) may be appropriate in some instances. The decision to include social enrichment with caregivers should be made on an individual basis, considering only the social needs of the animal such as great apes in poorly bonded or small groups; dependent young; apes in small enclosures; solitary animals, particularly those hand reared by humans with no conspecific contact; neonatal and juvenile animals in situations where appropriate.
- b. All ape care staff are trained to recognize abnormal behavior and clinical signs of illness. Measures of well-being that are assessed include:
 - species appropriate behavior and interaction with other animals;
 - the animal's ability to respond appropriately to variable environmental conditions, physiological states, developmental stages, and social situations as well as adverse stimuli.
- c. Stereotypic behavior, self-injurious behavior, and inappropriate responses to various stimuli not previously documented or witnessed may be evidence of compromised well-being and are investigated. A plan to address the concerns is developed.
- d. Where possible and appropriate, a behavioral/psychological profile is maintained for each individual ape and updated annually. A copy of the welfare report is kept in the ape's permanent file.



W-5. Great Ape-Caregiver Relationships

Positive relationships between apes and caregivers are maintained. Apes are not fearful or aggressive in response to human presence or routine care procedures.

- a. Great apes arrive at sanctuaries with a variety of previous experience with caregivers, which caregivers take into account in their interactions with these species.
- b. A protocol for introducing great apes to new caregiver staff has been developed. Where possible, new caregivers accompany a trusted caregiver until the apes become comfortable with the new individual.
- c. A positive relationship between the apes and regular caregivers, animal managers and veterinary staff is one in which the apes are given the freedom to integrate with their conspecific social group with minimal human interference or to interact regularly with caregivers if they choose.
- d. Where possible and appropriate, animals become familiar with the veterinary staff, allowing close observation. Individual ape preference for interaction with caregivers, animal managers and veterinary staff is taken into account.
- e. The animals do not become fearful or overly aggressive in response to human presence or routine care procedures.
- f. Interactions with great apes do not cause overheating, excessive cooling, physical harm, or unnecessary discomfort, and minimizes physical and psychological stress or trauma as much as possible.
- g. Negative interactions are avoided. However, when they occur, efforts are made to recover trust and a positive relationship if the ape enjoys regular interaction with people.
- h. Physical abuse, deprivation of food or water, aversive spraying with a hose, and other forms of negative reinforcement or punishment-based training are never used to train, shift or otherwise handle great apes. Note: This does not preclude the use of hoses or other watering devices in caring for the apes who enjoy this form of enrichment.

W-6. Handling and Restraint

Any necessary handling and restraint is done safely and appropriately, with minimal distress to apes, and staff are trained in ape-specific safe handling techniques/practices.

- a. With the exception of infants being hand-reared and animals with certain severe disabilities, humans do not enter enclosures with great apes. Direct physical interaction is limited to protected forms of contact, by experienced personnel, to minimize the risk of injury.
- b. Handling for veterinary care is done as expeditiously and carefully as possible in a manner that does not cause trauma, overheating, excessive cooling, physical harm, or



unnecessary discomfort, and minimizes physical and psychological stress as much as possible.

- c. In general, manual restraint is not recommended for great apes, and is not attempted when multiple animals are present in an enclosure.
- d. Other than exceptions for dependent young, great apes are chemically immobilized by qualified personnel when direct handling is necessary (*i.e.*, physical exams). Chemical immobilization is performed only by a licensed veterinarian or by trained staff under the guidance of a licensed veterinarian, or other qualified individuals authorized by the sanctuary director or veterinarian, following the laws and regulations of country where the animals are housed. Specific anesthetic protocols, including record-keeping, are followed.
- e. Chemical restraint is not used when multiple animals are in an enclosure except in an emergency situation. In such cases, all possible precautions are taken to prevent threats to the handlers and the animal being sedated.
- f. Multiple staff members are trained to use a dart gun and other restraint equipment, and to employ safe capture techniques. The staff, and volunteers where appropriate, are aware of who is trained and authorized to use restraint equipment.
- g. Where possible and appropriate, Positive Reinforcement Training is used to minimize the need for chemical immobilization and to reduce stress during procedures.
 - With appropriate training, many procedures can be performed cooperatively and without anesthesia, such as examination of body parts, treatment of superficial injury, heart rate monitoring – even EKGs and blood draws.
 - Some apes may be trained to accept a manual injection for chemical immobilization, thus avoiding the stress of darting.
 - Some apes may be conditioned to enter a squeeze cage. Where this method of restraint is used, attachments for crates and squeeze cages are included in facility design or modifications.

STAFFING

GENERAL STAFFING

S-1. General Staffing Considerations

The sanctuary has a sufficient number of staff and volunteers, adequately supervised, to provide humane care, with clear job duties and equitable compensation.

- a. The sanctuary employs or enlists a sufficient number of qualified employees or volunteers to provide the appropriate level of care for the apes and to ensure adequate



supervision of all employees and volunteers. (Note: Staff-to-animal ratio will vary greatly given the nature of the facility and the type of ape and other animals at the sanctuary.)

- b. As described in Standard G-3, "Succession Planning," there is a written job description for the sanctuary director and other senior management positions at the sanctuary, providing a clear description of their duties and responsibilities.
- c. A list is maintained of all staff/volunteers authorized to work with the apes, indicating lines of responsibility. Staff receives fair compensation commensurate with their skills. At a minimum, each salary complies with generally accepted standards of compensation for employees of the sanctuary.
- d. There is a clear management structure within the sanctuary, which is communicated to all employees, and to volunteers as appropriate.

S-2. Security and Emergency Coverage

Staff is available at all times to respond to emergencies.

- a. A qualified senior staff member or the sanctuary director should live on the sanctuary grounds. If no one lives on sanctuary grounds, then at least one trained and qualified staff member or trained volunteer is on the sanctuary grounds at all times, and a staff member is immediately reachable via telephone, radio or pager, 24 hours a day, 7 days a week.
- b. The director is generally available to the sanctuary on a full-time basis (40 hours per week); when the director is not available due to vacation or another reason, there is a designated back-up from among the senior staff. Staff has various means to contact the director at all times in case of emergency.
- c. A qualified veterinarian trained in the care of the apes housed is available in person or via phone at all times in case of emergency.

S-3. Volunteer and Internship Programs

Volunteers and Interns are appropriately supervised, and those playing an integral role in the sanctuary receive the manuals, training and safety protocols.

- a. Any volunteers/interns and community workers have a specific employee/staff member assigned with directing their recruitment, training and supervision.
- b. Any volunteers/interns and community service workers allowed to work with or around apes do so only under the appropriate level of supervision of a fully trained ape caregiver.
- c. Volunteers/interns who play an integral role in the sanctuary are treated as an employee would be treated, regarding the provision of manuals, training, and safety.



S-4. Manuals

The sanctuary has a current employee manual, standard operating procedure manual, and, if applicable, manuals for volunteer and internship programs. Manuals are reviewed and updated regularly.

- a. The sanctuary has a written employee manual that includes information pertaining to topics including: personnel practices, employee benefits, leave of absence, sick leave, personal appearance and conduct, environmental concerns, filing complaints, and performance evaluation. The employee manual is given to all new employees.
- b. A standard operating procedure (SOP) manual is available on the premises and in a location accessible to the staff at all times. The manual contains a detailed outline of all daily procedures, as well as emergency protocols and other policies relating to the care and safety of the apes.
- c. Care procedures for each ape species at the sanctuary, as well as other animals at the sanctuary, are written down (either in the SOP manual or elsewhere) and include detailed information specific to that species or individual.
- d. If the sanctuary has a volunteer and/or intern program, it has prepared manuals outlining volunteer and/or intern responsibilities. Copies of the manuals are given to all new volunteers and/or interns.
- e. All manuals are reviewed at least annually and updated as necessary, and employees, volunteers and interns are advised of any changes.

S-5. Employee Training and Continuing Education

Training and supervision are carried out in a manner to ensure the highest and safest level of care for the apes, including during unforeseen changes in personnel.

- a. New employees participate in a probationary training period suitable to the species in question and under the strict supervision of a fully trained senior staff member before working directly with apes at the sanctuary.
- b. At least one staff member and backup are trained in all aspects of ape care for all species housed at the sanctuary to ensure that an experienced caregiver is always available to care for all apes in case of personnel changes; and that staff member and backup are noted in writing.
- c. The sanctuary director ensures that plans for continuing education to improve ape care and management techniques are in place.
- d. Continuous in-house staff training and development (including availability of relevant literature) is offered to employees, and volunteers as appropriate, including such topics as: ape husbandry, ape welfare, health and safety, first aid, action in emergencies or escapes or illness, safety procedures, emergency euthanasia, basic sampling for health monitoring and diagnosis, food hygiene, disease prevention.



SAFETY POLICIES, PROTOCOLS AND TRAINING

S-6. General Staff Safety

Great ape caregivers have a thorough understanding of the potential risks of working with apes and are appropriately trained in safety procedures.

- a. All sanctuaries housing great apes have a thorough understanding of the potential risks of working with these primates.
- b. Protocols involving potential risk (e.g., unlocking enclosures, shifting apes to previously unlocked areas) include redundancies to reduce the risk of equipment failure and human error.
- c. Personnel are ALWAYS accompanied by at least one other trained individual when working with or near great apes.
 - At least two people are required for any work in an enclosure with great apes.
 - All staff working with or near the apes maintain verbal contact.
- d. All slides, doors and gates in ape areas are kept closed and securely fastened at all times unless needed for ape access.
 - Ideally a double-gated system is in place with an escape route for staff in the event of an ape escape into human areas.
- e. Designated senior members of staff are responsible for holding keys to ape areas and supervising staff in those areas.
- f. Locks and the security of slides, gates and doors are double-checked after each use and inspected regularly to ensure proper functioning.
- g. Electrified enclosure fences are checked daily for proper functioning.
- h. Any areas where staff and apes are in close proximity have clear safe zones such as clearly delineated lines over which staff does not cross, or a protective barrier, such as lexan, plexiglas or fine mesh fencing.
- i. All personnel working with great apes are trained to recognize and respond appropriately to threat displays and other behaviors that could signal an impending attack, scratch or bite.
- j. Appropriate protective equipment is used by all personnel working with great apes, including but not limited to, exam gloves, heavy-duty gloves, goggles, etc.
- k. Caregivers have established a predictable protocol for servicing enclosures to minimize stress for the enclosure occupants. In as much as possible the cages are serviced from outside.
 - Personnel do not enter any enclosure occupied by a great ape except in emergencies AND other individuals have been shifted to a safe area.



- I. Staff are encouraged to maintain their work clothes separate from their everyday clothing.

S-7. Communication System

The sanctuary has a reliable communication system in place.

- a. A reliable communication system with back ups, which may utilize pagers, 2-way radios, cell phones, intercoms, or other electronic devices, is in place.

S-8. Emergency Response Plans and Protocols

The sanctuary has appropriate written disaster preparedness plans in place, needed information is posted, and appropriate coordination takes place with community emergency services.

- a. The sanctuary has a written disaster preparedness plan in place to cover emergency procedures in the event of a natural disaster, fire, injury, etc. The plan has taken into account all necessary ape handling under situations of extreme stress.
- b. The written plan is provided to staff and, where appropriate, volunteers.
- c. Emergency information is posted throughout the sanctuary indicating emergency contacts and phone numbers including the local police department, fire department, attending veterinarian, sanctuary director, supervising staff members, location of nearest hospital and other important information.
- d. A detailed outline of communication lines, procedures and locations of all exits and entrances to the sanctuary are clearly defined and known by the entire staff. This information is reviewed for needed updates periodically. Maps are posted throughout the sanctuary indicating the best evacuation route..
- e. All emergency plans are coordinated with local community emergency services as appropriate including fire, police, hospitals, and ambulance services. Appropriate community personnel and agencies are aware that apes are housed at the sanctuary.
- f. The location of the sanctuary does not pose any undue hazards and minimizes risk from natural disasters (e.g. flood zone, riverbed). If such risks are present, the sanctuary has addressed this in the written disaster plan.
- g. The sanctuary is located in an area that is removed from heavily developed areas to the extent possible. If the sanctuary is near heavily developed areas, it has taken steps to address problems this may cause for the surrounding community or the apes.
- h. A secure location is identified where ape records (i.e., acquisition, transport, medical, welfare assessment reports) are protected from fire, flood, and other hazards. (Note: Backed up offsite storage and web-based storage of electronic records is one method.) Governance documents, financial records, and permits and licenses are also stored securely.



- i. Provisions are made for long-term archiving in a secure format. A regularly backed-up copy should be stored in a separate location or online.

S-9. Escaped Ape Protocol

A detailed and appropriate written escaped ape protocol is in place and understood by staff and local emergency services; and any escapes are detailed in reports.

- a. A detailed written escaped ape protocol is in place addressing situations in which apes escape from their enclosures, regardless of whether the apes have escaped sanctuary property, and is reviewed and understood by all staff, and volunteers as appropriate.
- b. The protocol is shared with local emergency services such as the fire and police departments.
- c. The protocol includes the following:
 - A clearly defined chain of command in an emergency situation;
 - A notification hierarchy, indicating who to contact first, second, third and so on in case of an escape;
 - Possible ape escapes occurring during off-hours, when staff may not be immediately available;
 - A communication system allowing for clear communication with sanctuary staff of all pertinent ape information including the type of ape escaped by species, age, sex and location.
- d. Clear plans and routes for personnel safety are plotted and displayed throughout the sanctuary.
- e. All escapes are recorded and detailed reports made.

S-10. Emergency Training

Staff participates in ongoing training for emergency response, and drills are conducted regularly.

- a. All staff, and volunteers where appropriate, participates in ongoing training on all emergency, escape, and disaster preparedness procedures consistent with the sanctuary's written protocols, with drills held at a minimum of every 6 months.
- b. Records of training are maintained, including a list of those staff and volunteers who participated in training. Drills are evaluated to ensure that procedures are being followed,



that the sanctuary's communication system is effective, that staff training is effective, and that improvements to protocols are made where appropriate.

S-11. Firearm Policy

(Note: Not applicable for sanctuaries that do not need or use firearms)

The sanctuary has a written firearm policy, including identified personnel, and covering proper care and storage of firearms.

- a. A written firearm policy exists in compliance with all applicable laws; and personnel qualified to use firearms are identified and made known to sanctuary staff.
- b. Firearms, ammunition, where provided, are available for immediate use, used by licensed and trained operators only, cleaned and maintained and tested as recommended by the manufacturer, and kept securely under lock and key when not in use or under maintenance.

S-12. Firearm Training

(Note: This standard may be waived when firearms are not needed or used at the sanctuary.)

If the sanctuary has firearms, appropriate staff are identified for weapons training, and receive documented and up-to-date training.

- a. All staff qualified and licensed to use firearms undergo training and periodic refresher training and practice, including a review of current sanctuary protocols and policies. Such training is recorded.

S-13. Chemical Restraint

The sanctuary has a written chemical restraint policy, which covers appropriate use, maintenance and storage of chemical restraint equipment and attendant drugs.

- a. A written policy for the humane chemical restraint and safe capture of apes housed at the sanctuary is in place and in compliance with the Drug Enforcement Agency (or comparable agency outside the United States), to include:
 - Training and certification in the equipment, humane chemical restraint, immobilization process, and the use of drugs for veterinarian purposes or emergencies;



- Procedures listing at a minimum those persons authorized to administer animal drugs, situations in which they are to be utilized, location of animal drugs in a safe and secure place, and those persons with access to them, and an emergency procedure in the event of accidental human exposure.
- b. The sanctuary's policy provides for qualified personnel to partake in appropriate training programs on the safe and humane use of chemical restraint and immobilization equipment.
- c. All chemical restraint equipment is cleaned after each use, maintained in good working order and tested on a regular basis.

S-14. First Aid and Zoonotic Disease Training, and Staff First Aid

An appropriate written first-aid plan is in place, staff (and volunteers where appropriate) is informed when a zoonotic disease occurs at the sanctuary, and training is provided to staff and, as appropriate, volunteers.

- a. The sanctuary has a written first-aid plan that is accessible to all staff on the premises, and to volunteers as appropriate.
- b. Staff, and volunteers as appropriate, are trained in basic first aid.
- c. Written instructions are provided for staff (and volunteers as appropriate) on the provision of emergency health care and the procedures to be followed in the event of an incident involving any ape and a visitor, volunteer or staff member, including (when appropriate) handouts with any special information that any attendant health care professional, on site or off, should know to help the victim and/or keep health care attendants safe from potential zoonotic diseases. First-aid stations that are readily and easily accessible and are located throughout the sanctuary.
- d. Employees, and volunteers where appropriate, have adequate training to understand the potential risk of disease transmission, including potential sources of disease, modes of disease transmission, and clinical signs associated with disease. Each signs a form that clearly states that he/she has been fully trained in these procedures. Training and attendance are logged.
- e. All staff and active volunteers are informed when a zoonotic disease occurs at the sanctuary.
- f. See also Standard V-8, "Zoonotic Disease Program."



GOVERNANCE AND FINANCE

GOVERNING AUTHORITY

Note: The term "Board of Directors" is used in this section to reference the governing authority for the sanctuary. In some instances, another term may be used (e.g., "Trustees").

G-1. Nonprofit Status

The sanctuary and/or its governing organization has a national legal nonprofit status.

- a. A sanctuary, or its governing organization (for example, if the sanctuary is a program of another organization), has obtained national nonprofit status in the country of governance or operation. For example, sanctuaries located in the United States or its territories have 501(c) 3 status, and sanctuaries located in or operated by organizations in the United Kingdom have registered charity status.
- b. An exception to this standard will be made if non-profit registration is not available in the country of governance or operation.

G-2. Ownership of Sanctuary Property and Contingency Planning

Sustainability of the sanctuary is promoted by ownership of the sanctuary property or a proper written lease agreement.

- a. All property on which the sanctuary sits is held in the name of the sanctuary (or its governing organization) as either owner or lessee.
- b. The sanctuary's governing body has confirmed that the sanctuary is located on property for which it is allowable (by law or regulation, such as zoning laws) to operate the facility and the activities conducted by the organization.
- c. If the sanctuary is on another person's property [e.g., housed in someone's home or on their land, including government land], there needs to be a written lease agreement between the property owner and the sanctuary (or its governing organization).
- d. If property is leased, a long-term (ten years or longer) contractual lease is in place, with a termination clause requiring sufficient notice (a minimum of a year) to allow the sanctuary to relocate or transfer its animals to another appropriate facility that has committed to providing their lifetime care.
- e. If property is leased, the sanctuary should have a written contingency plan describing the steps to take to relocate or transfer its animals to another appropriate facility at the end of the lease, or upon an unexpected termination of the lease.



G-3. Succession Planning

The sanctuary has a written succession plan for its continuance should the director or other key management be unable to continue in their positions.

- a. The sanctuary has a written plan outlining succession scenarios for key positions within the sanctuary, covering at a minimum the sanctuary director. Depending on the structure of the sanctuary management, this may also cover the assistant director, director of operations, director of finance, etc.
- b. For the director position as well as other key management, written job descriptions should exist outlining the primary functions and responsibilities of each position.
- c. The succession plan should include an emergency plan outlining who will carry out the key responsibilities in the event of a sudden and unexpected absence by the director or other key management in both short- and long-term scenarios.
- d. A succession plan should also define the role of the Board of Directors/Trustees in overseeing transition in the event of a planned departure of the sanctuary's director, including functions such as hiring and oversight of an interim director, determining salary ranges, re-assignment of responsibilities, and the appointment of a transition committee.

G-4. Board of Directors/Trustees

The Board of Directors/Trustees organizes itself and carries out its duties in an appropriate, legal and responsible manner, and has appropriate relationships with staff and volunteers.

- a. A Board of Directors/Trustees is in place with a minimum of three (3) members, or a greater number if required by law, where at least one board member is not a family member.
- b. The Board of Directors/Trustees has organized itself in a manner that allows its duties to be carried out in a timely and responsible manner and in accordance with all relevant non-profit regulations.
- c. Bylaws, in accordance with applicable law, have been developed and adopted as the general policies and rules that govern the sanctuary and define the Board's composition and structure.
- d. The Board of Directors/Trustees has regularly scheduled meetings, and minutes are kept. The Board has a written position description describing the responsibilities of its members, and members are knowledgeable of their legal obligations and accept responsibility for self-regulation, accountability, ethical practice of the sanctuary, and sound financial management and oversight.
- e. The Board is supportive of the sanctuary abiding by GFAS standards.



G-5. Ethics and Grievance Procedures

The sanctuary's policies and actions of the Board and staff reflect adherence to a high code of professionalism and ethics.

- a. Business and related activities, including outreach and interactions with other sanctuaries, are conducted in a professional manner, with honesty, integrity, compassion and commitment, realizing that an individual's behavior reflects on the sanctuary and greater humane communities as a whole. A code of ethics/conduct for the sanctuary has been adopted by the Board of Directors/Trustees.
 - The code of ethics/conduct addresses the core values of: integrity, openness, accountability, service and charity, and reinforces standards of professional behavior. (Note: In recognition that some animals are used for food, and sanctuaries are in the business of protecting animals, all sanctuaries should ensure that their sanctuary events are conducted in a manner that is consistent with their mission.)
 - All personnel associated with the sanctuary, including volunteers, have been provided with access to the code of ethics/conduct and have agreed to adhere to it.
- b. The sanctuary has a written Conflict of Interest policy prohibiting any Board member, director, or key employee from approving or voting on a transaction in which he or she has a monetary or other interest. Members of the Board of Directors and the director, as well as key employees as appropriate, are asked to sign written acknowledgements of receipt of the policy and have disclosed potential conflicts of interest.
- c. The sanctuary has a written anti-discrimination policy, specifically referring to any protected class under law.
- d. There is a written grievance process that is clearly communicated to the staff and volunteers to communicate the procedure for reporting a concern regarding workplace-related issues, including ethics complaints; includes an alternate pathway if the normal person to whom one should take concerns is non-responsive or the focus of the concern; and allows for fair, prompt and meaningful resolution.

G-6. Required Licenses and Permits

The Sanctuary has all legally required licenses and permits (or other necessary government approval) to operate as a sanctuary and to house each animal.

- a. The sanctuary obtains and maintains all permits and licenses required under city, county, state/province, country and international laws and statutes for each animal housed at the sanctuary.



G-7. Strategic Planning

The sanctuary has at least a three-year strategic plan in writing, to provide a structure upon which to base the fundamental actions that guide and shape operations.

- a. The sanctuary has a written strategic plan in place, developed by the Board of Directors and director, with input from other sanctuary management and staff where appropriate, that provides a structure within which fundamental actions of the sanctuary are based to shape and guide sanctuary operation. The strategic plan addresses at a minimum three years.

FINANCIAL RECORDS AND STABILITY

F-1 Budget and Financial Plan

The sanctuary maintains an annual operating budget and a long-term financial plan.

- a. An annual operating budget exists and reflects estimated future expenditures. The budget includes expenses related to staffing salaries and benefits, overhead expenses, supplies, capital improvements, ongoing maintenance, etc. The budget is approved by the Board of Directors/Trustees.
- b. Periodically during the year, the estimated budget is compared to the actual expenses of the sanctuary and where necessary, appropriate adjustments are reflected in future estimated expenditures.
- c. The sanctuary has a long-term (minimum of three years) financial plan that projects future revenue and expenses, consistent with priorities set out in the strategic plan. The plan builds in protection for the care of the animals (*such as* creating a “bare bones” budget; seeking endowments for lifetime care of animals; building up increased operating reserves; entering into written agreements with other facilities to take animals in the event of closure of the sanctuary; or other such “safety nets”) in the event that significant decreases in operating income occur.

F-2 Financial Reports

The sanctuary keeps accurate and complete financial records.

- a. Detailed, accurate periodic financial reports are kept on file. The sanctuary produces on a regular basis (at least annually) the following financial statements:



- A Statement of Financial Position (also known as the Balance Sheet);
 - A Statement of Activities (also known as the Statement of Revenues and Expenses, or Operating Statement, or Income Statement, or Profit and Loss Statement); and
 - A Statement of Cash Flows.
- b. Other pertinent information, such as loan amortization schedules and lease commitments, are also maintained and updated at least annually.
- c. Copies of IRS Forms 990 (or comparable documents required to be filed to maintain non-profit status outside of the United States) and other tax documents, such as exempt status determination letters, are kept on file with other sanctuary documents and are available for public review, as required by law.

F-3 Financial Stability

The sanctuary has a strategy in place for securing and maintaining at least minimal financial reserves.

- a. The sanctuary has a strategy in place, as reflected in strategic and financial plans, to maintain reserves equal to at least three months (or one month to achieve GFAS verification) of those operating costs essential to the proper care and welfare of the sanctuary animals.
- b. Consideration may also be given to cash equivalents as well as advance purchases of food, supplies, etc.
- c. See also Standard F-1(c), "Budget and Financial Plan."

F-4 Banking Responsibilities and Financial Transactions

The sanctuary maintains a bank account, keeps personal and sanctuary business separate, and properly records all contributions, petty cash transactions, and loans to the sanctuary.

- a. There is a checking account registered in the sanctuary's name that is used only for sanctuary financial transactions.
- b. Personal business is kept completely separate from the sanctuary's business (e.g., staff and Board members cannot use sanctuary funds to pay for personal expenses or take loans from sanctuary funds).
- c. If the sanctuary is being funded through personal loans, loan documents are signed and maintained in the accounting record. Repayment schedules are developed and followed.



- d. All contributions from donors are properly documented and promptly deposited. Donors are provided with receipts as required in accordance with applicable laws or regulations.
- e. If petty cash is kept on hand, transactions are documented and receipts are kept on file substantiating the related expenditures.

F-5 Fundraising Activities and Disclosures

Fundraising is conducted in a legal, ethical and transparent manner.

- a. Fundraising techniques conform to applicable tax regulations for maintaining non-profit status (e.g., sec. 501(c)(3) status in the United States) and conform to the spirit as well as the letter of all applicable laws and regulations.
- b. Fundraising activities are conducted with honesty and integrity, and put the charitable mission of the sanctuary above personal gain.
- c. All fundraising and soliciting materials are accurate, do not exaggerate financial needs or incorrectly claim sole credit for joint efforts, correctly reflect the sanctuary's mission and use of solicited funds, and do not threaten to betray the mission by making misleading and unprofessional statements (e.g., claiming animals will have to be euthanized if donations are not received immediately).
- d. The sanctuary ensures proper stewardship of charitable contributions, including timely reports (e.g., tax filings, annual reports, reports required by funders) on the use and management of funds. Restricted funds are expended in accordance with donor's intentions. Explicit consent by the donor is obtained before altering restrictions or conditions of a gift.
- e. Fundraising expenses are reasonable, and total fundraising expense is disclosed on financial reports and any required tax filings.
- f. Fundraisers for the sanctuary ensure that all information provided to donors is accurate and complete. Any statements about the taxable nature of donations indicate that all or part of the donation may be tax deductible as a charitable contribution under applicable law.

F-6 Insurance and Waivers

The sanctuary has adequate insurance coverage and secures signed waivers from all who enter the sanctuary property.

- a. Insurance policies, where available, are in place that protect the financial resources of the sanctuary and staff, as well as protect the community from harm that the sanctuary might cause. The amount of coverage is commensurate with the size of the sanctuary and the implied risk associated with the animals housed at the sanctuary. Where available, this includes General Liability insurance and a management liability policy (often called Directors & Officers or "D & O").



- b. Visitors, volunteers, and employees sign waivers that acknowledge the potential risks of being on sanctuary property.

EDUCATION AND OUTREACH

E-1. Education Programs

(Note: Not applicable for sanctuaries that do not have an education program)

Education programs are thoughtfully designed and overseen to promote a humane ethic, with careful respect and protection of all aspects of the individual welfare of the apes involved, and ensuring public safety.

- a. Any education program is designed to promote awareness, empathy, and respect for all life through education and advocacy insofar as resources permit, and portray the issues surrounding why individual apes reside at the sanctuary, the apes' natural history and conservation status, and how the highest welfare of each individual ape is ensured.
- b. An education program is conducted in accordance with a written Education and Outreach Policy that articulates and evaluates program benefits, under the direction of qualified staff and/or volunteers.
- c. The education program is evaluated by the director periodically for effectiveness and content, ideally on an annual basis.
- d. Apes are not taken out of enclosures/habitats or off the grounds of the sanctuary for incorporation into the education program. Apes may be incorporated into education programs utilizing non-invasive educational methods/tools, such as audio-visual presentations, webcasts, or other forms of multi-media. In such cases, they are treated in a respectful, safe manner that does not misrepresent or degrade them, does not cause them distress, and does not put apes or humans at risk.
- e. See also Standards P-8, "Removal from Sanctuary or Enclosures/Habitats for Non-Medical Reasons," and P-9, "Public Viewing of Human/Ape Interaction."

E-2. Tours

Any tours are monitored and conducted in a careful manner that minimizes the impact on the apes and their environment, does not cause them stress, and gives them the ability to seek undisturbed privacy and quiet.

- a. Non-guided tours are prohibited, and tour groups are of a size that allows for close monitoring and vary based on the size and staff of the sanctuary.



- b. Tours, if allowed, are for an educational purpose consistent with the sanctuary's education policy and not used for entertainment (see Standard E-1, "Education Programs").
- c. All tours are conducted to minimize the impact on the apes and their environment.
- d. Apes are confined within a secure environment and provided the opportunity to escape from public view. Apes are not in enclosures or habitats specifically designed to minimize their privacy and all wild apes have the ability to seek undisturbed privacy and quiet.
- e. Apes that are easily stressed are excluded from tours.
- f. All tours prohibit the public from any physical contact with the apes residing at the sanctuary.
- g. Members of the public cannot feed sanctuary apes during tours.

E-3. Outreach

Sanctuary staff are appropriate advocates for ape protection and welfare, and work cooperatively with other sanctuaries and the community.

- a. The sanctuary works cooperatively with other sanctuaries as applicable, keeping the apes' welfare as the first priority. (For instance, best practices are shared, sanctuaries collaborate to arrange best placements for apes, etc.).
- b. Any community outreach is conducted in an ethical and professional manner.
- c. The sanctuary does not adopt policies in opposition to the welfare of great apes (e.g., endorsing the use of great apes for entertainment).

POLICIES

POLICIES: ACQUISITION AND DISPOSITION OF APES

P-1. Acquisition Ethics and Commercial Trade/Breeding Prohibition

Acquisition of apes by the sanctuary is legal and ethical.

- a. The sanctuary has relevant legal documentation (including any required permits and licenses) for, and is in legal possession of, all animals in its care.



- b. The sanctuary has a written policy governing its acquisition of apes, including the following provisions:
- Apes are only accepted if the sanctuary has the financial resources to provide appropriate professional care.
 - Apes are only accepted if they will not jeopardize the health, quality of care or maintenance of apes currently housed at the sanctuary.
 - All acquisitions of animals by the sanctuary are consistent with its mission and in the best interest of the individual animals (for example, it may be in the best interest of a rescued infant ape to be placed at another accredited sanctuary if no appropriate surrogates are available).
 - Acquisition of apes occurs through donation or rescue. No commercial trade in sanctuary animals occurs (included, but not limited to, the sale of animals, animal parts, by-products, or offspring), and the sanctuary does not knowingly engage a third party to purchase an ape on its behalf. *(Note: if animals have been purchased, or if the sanctuary has a policy in place that allows purchase under certain circumstances, the sanctuary must provide GFAS with this information, indicating why such purchases are consistent with the sanctuary's mission and why they do not sustain or promote the commercial exploitation of the species.)*
 - No acquisition results from the intentional breeding of animals for or at the sanctuary. An exception may be made for rehabilitation and release centers engaged in a bona fide breeding-for-release-program of endangered species with available release sites within the state/province, conducted with specific conservation goals, in accordance with local, state/province, national, and international law and regulations.
- c. Safe and humane transport is used for all acquisitions.

P-2. Acquisition Recordkeeping and Monetary Exchange

Acquisition contracts are clear, with ultimate responsibility for acquisitions clearly defined.

- a. An acquisition contract is in place that clearly identifies the sanctuary as the "responsible party" for the apes and when such responsibility takes effect; whenever possible, the contract includes information on the "surrendering party" as well as any intermediary parties (rescue groups, zoos, etc.). This written contract is kept as part of the permanent record for each ape entering and housed at the sanctuary.
- b. Other acquisition records to be kept as part of the permanent record for each ape may include:
- Permits as required to satisfy local, state, federal and international law.
 - Importation papers or other declaration forms where applicable.
 - Titles and other appropriate documents establishing a paper trail of legal acquisition are maintained whenever possible. When such information does not exist (the sanctuary maintains confiscated wildlife), an explanation is provided regarding such animals.



- Health certificates as required by the appropriate national and local government agencies (such as the USDA Interstate and International Certificate of Health Examination in the United States).
- c. Financial expenses associated with acquisition of an ape may be received in order to enable the sanctuary to be able to responsibly take in the ape, and may include medical testing, behavioral assessment, crate construction costs, quarantine costs, shipping and transport costs. Lifetime care costs may be factored in as appropriate.

P-3. Disposition Ethics and Responsibility

The sanctuary assumes lifelong responsibility for the sanctuary apes, with some noted exceptions, with ultimate responsibility for dispositions clearly defined.

- a. The sanctuary assumes lifelong responsibility for the apes acquired and only in very rare circumstances does an ape permanently or semi-permanently leave the sanctuary, with the exception of releasable wildlife reintroduction.
- b. Acceptable reasons for disposition, when movement of apes to another sanctuary does not compromise the welfare of that individual or the other ape(s) with which s/he will be housed, include:
 - health concerns that cannot be adequately addressed by the sanctuary, where another accredited sanctuary or comparable facility is better equipped to provide care for the ape.
 - another accredited sanctuary or comparable sanctuary can provide a better long-term environment (such as creating a suitable social group of conspecifics).
- c. Other reasons for disposition include financial insolvency or closure of the sanctuary or death of the ape.
- d. Detailed records of ape disposition are logged and maintained, including the details of all body parts.

P-4. Disposition of Live Apes

Responsible steps are taken to ensure that any disposition of a live ape is in the life-long best interests of that ape.

- a. The sanctuary has a written disposition policy that adopts substantially the language of this standard.
- b. Apes are not transferred to individuals, nor are they transferred to sanctuaries that lack the appropriate expertise and/or resources and/or facilities to care for them appropriately. Before transfers, the sanctuary is convinced that the recipient has the expertise, records



management capabilities, financial stability and facilities required to properly care for the apes. Apes are not "loaned" to other facilities.

- c. Apes are not disposed of at auctions or to breeders, dealers, brokers, "kill buyers", slaughterhouses or private pet owners.
- d. For sanctuaries engaged in rescue, rehabilitation and release of apes, subject to all pertinent regulations and laws, apes are released within native ranges, in accordance with local, state, national and international regulations.
- e. If an ape, especially one housed individually (to be avoided whenever possible), shows signs of self-mutilation and/or apathy, is uncontrollable, has a highly aggressive disposition, and/or is suffering physically or psychologically, and if the sanctuary cannot remedy the situation, then, if possible, the ape is transferred to another accredited sanctuary or other appropriate facility, if it appears that environment will better suit the ape.
- f. See also Standard P-5, "Euthanasia."

P-5. Euthanasia

Euthanasia is governed by an ethical humane euthanasia policy, and deceased apes are handled appropriately.

- a. The sanctuary has and maintains a written humane euthanasia policy (as part of the disposition policy) for apes and other animals at the sanctuary, administered under the strict supervision of a licensed veterinarian.
- b. Euthanasia is only be used as a final option. Euthanasia is not used as management tool (such as a means to create space for more animals).
- c. Examples of cases where euthanasia may be accepted are:
 - Incurable disease/injury that is likely to cause unmanageable pain or suffering;
 - Disease/injury where treatment is likely to cause unreasonable pain or suffering;
 - Disease/injury where treatment will not be effective in restoring the ape to an acceptable quality of life;
 - Disease/injury where treatment is beyond the normal community standards of monetary expenditure and would cause an excessive burden on the sanctuary resources, and no other sanctuary can step in, after reasonable efforts to locate such a sanctuary;
 - The process of aging has resulted in an unacceptable quality of life;
 - In the event of presenting an infectious disease risk to some or all of the residents.
- d. A licensed veterinarian or his/her authorized representative, who is knowledgeable and skilled in performing euthanasia in a compassionate and professional manner and ideally with an established relationship with the sanctuary and the ape, recommends and performs humane euthanasia. However, in extreme circumstances of ape suffering when a veterinarian is unable to reach the sanctuary in a timely manner, a method such as the use of a firearm to euthanize an ape may be required and is performed by a trained and qualified staff member when no other humane option is available.



- e. Euthanasia is performed so that it avoids distress to the ape, and unless impossible, is performed out of view of other apes.
- f. With regard to deceased apes:
 - Personnel conduct themselves in such a manner that is respectful during disposition activities;
 - Body parts are never to be sold, traded or donated (see exception at Standard P-11, "Ethics in Research");
 - Disposition of deceased apes meets the requirements of all acceptable practices along with applicable local, state, national, and international regulations and laws.
- g. The species and ecosystems are carefully considered during disposition activities.

P-6. Breeding

No intentional propagation of animals occurs, and sound practices are in place and implemented to prevent propagation and to properly care for infants born at the sanctuary.

- a. No intentional ape breeding occurs, and sound practices are in place to prevent propagation. An exception may be made for rehabilitation and release centers engaged in a bona fide breeding-for-release-program with available release sites within the state/province, conducted with specific conservation goals, in accordance with local, state/province, national, and international law and regulations.
- b. The sanctuary has ape-appropriate contraceptive programs in place. If females arrive at the facility pregnant, the sanctuary provides necessary care and the female is allowed to deliver unless there are valid health reasons for terminating the pregnancy, or unless the attending veterinarian feels the pregnancy is in such an early stage that aborting the fetus is an option, if so desired by the sanctuary. After delivery, reproductive control methods are applied after allowing adequate time for weaning as appropriate for that ape, provided there is no further opportunity for breeding during this period of time.
- c. Infants born at the sanctuary remain with the mother and social group as appropriate for natural rearing, provided there is no further opportunity for breeding during this period of time.
- d. Infants are only removed from parents for hand-rearing if there is a threat to the life of the infant or the mother.

POLICIES: PUBLIC CONTACT AND RESTRICTIONS ON USE AND HANDLING OF APES

P-7. Public Contact



Contact between apes and the public is not allowed or is restricted appropriately.

- a. No unescorted public visitation occurs. This is not to exclude discrete, nonintrusive observation by a carefully evaluated person, such as a wildlife student, as allowed by the appropriate decision-making body of the sanctuary.
- b. No direct contact between the public and apes occurs. In certain rehabilitation/reintroduction programs, with young orphaned apes, volunteers who are suitably trained and part of the sanctuary's structured volunteer program may assist staff in carefully structured programs that ensure the safety and well-being of both the apes and the volunteers.
- c. See also Standard E-3, "Tours."

P-8. Removal from Sanctuary or Enclosures/Habitats for Non-Medical Reasons

Apes at the sanctuary are not removed from the sanctuary or enclosures/habitats for non-medical reasons.

- a. Apes are not taken from the sanctuary or enclosures/habitats for exhibition, education, or research purposes.

P-9. Public Viewing of Human/Ape Interaction

The sanctuary does not allow unprotected human/ape contact to occur within public view.

- a. Any unprotected contact with apes (e.g., for purposes of providing medical care) is performed out of public view, except in cases of emergency.

P-10. Non-Portrayal of Apes as Tractable

With few exceptions, the sanctuary rarely portrays apes as tractable in text, photos, video, or other media.

- a. The sanctuary rarely publishes material that portrays apes as tractable. This includes but is not limited to: photos in which staff or others are shown holding or petting apes; and



apes on leashes or dressed in human clothing. In situations where text, photos, video or other media are published portraying the above, steps should be taken to add text to the publication (website, brochure, etc.) that explains the reason for the contact and discouraging the idea that the animals would make suitable pets.

P-11. Non-Harmful, Non-Exploitive Fundraising

Fundraising activities are not distressing or negatively disruptive to apes, nor do the activities involve improper use of apes.

- a. Fundraising activities approved by an appropriate decision-making body of the sanctuary are allowed provided the following:
 - The activities do not violate any of the other GFAS Standards, including those regarding contact with the public, handling of apes, and removal from the sanctuary or enclosures/habitats;
 - The activities are deemed to not be distressing or in any way negatively disruptive to the apes and their normal routine, nor are normal routines designed specifically for fundraising needs;
 - Apes are not in enclosures or habitats specifically designed to minimize their privacy, and all apes have the ability to seek undisturbed privacy and quiet;
 - Apes are not being used as entertainment, which includes the performance of "tricks" for public display;
 - Apes are not raffled or sold.

P-12. Ethics in Research

Any research conducted is devoted to benefiting the health and welfare of the individual ape involved, and does not cause pain or distress.

- a. No resident apes are made available for participation in research studies unless the studies are strictly observational and do not interfere with the normal daily activities of individual apes. Interventions that cause pain or distress are not acceptable.
- b. An exception may be made, with approval of an appropriate decision-making body of the sanctuary, if:
 - It is determined that the health and welfare interests of the individual ape are best served by participating in a new treatment study;
 - There is reason to believe that outcome of the study will be a tangible benefit for the individual ape involved;
 - The study does not prevent normal activities of daily living.



- c. An exception may also be made for research involving biological sampling if it will have a demonstrable health, conservation, or genetic benefit to captive animal management and/or wild ape population conservation. In such cases, samples are only to be taken during routine examinations of the ape (which are otherwise needed for the welfare of the individual ape) or routine cleanings of enclosures, or during a necropsy that does not violate any other GFAS standards. Sanctuaries should ensure that any biological samples are used ethically by the receiving institution or laboratory, and that any applicable CITES regulations are followed.

GREAT APES BEING RELEASED TO THE WILD

GFAS strongly supports the efforts of wildlife rehabilitators and sanctuary managers to return wildlife to its natural environment, provided appropriate steps are taken to ensure that the animals released are likely to survive in the wild.

Facilities releasing great apes to the wild must also make every effort to reduce the risk of their having a damaging impact on ecological resources, including other animal species, found naturally in the release area. Examples of risk factors include but are not limited to:

- Displacement of indigenous animals;
- Transmission of novel pathogens - As humans and great apes are evolutionarily so close, the risk of transmission of pathogens between great apes and their caregivers is particularly high, as is the risk of transmission of human pathogens back to wild individuals or populations via releases;
- Disruption of local human communities, including crop raiding, damage to dwellings and injury or death of local inhabitants;
- Alterations to the environment that disrupt the ecological niche of other species.

For a more detailed discussion of the potential risks, as well as time and financial commitment involved in creating a quality re-introduction project, see the International Union for the Conservation of Nature's (IUCN) "Best Practice Guidelines for the Re-Introduction of Great Apes" (www.primate-sg.org/storage/pdf/BP.reintro.pdf).

R-1. General Considerations

The sanctuary has policies, agreements and plans in place to optimize the chances for successful re-introduction of great apes into the natural environment.

- a. The facility has a written policy regarding the handling of any potential problems involving released animals. The policy should include but is not limited to:
 - a plan to minimize the risk to human life and property in the area of release;
 - a plan for compensation for or mitigation of damages incurred by the released animals;



- a deterrent plan to discourage inappropriate activities, *i.e.*, spending time around human habitation or crop raiding.
- a plan for management or removal of animals who fail to integrate appropriately or who become habitual 'problem animals.'
- b. In as much as possible, using the latest available information on potential health concerns regarding other species found in the area of release, animals are tested and treated for pathogens that might pose a threat to other wildlife.
- c. The facility has agreements in place with any and all appropriate authorities to allow the release process to proceed as smoothly as possible.
- d. Ideally, permissions, any necessary documentation, site determination, etc. begin as soon as it is determined that there are animals in care that are likely to be suitable for release.
 - In particular, facilities obtain any permits or other forms of authorization needed to proceed with the release.
 - Potential release sites are identified and evaluated as early in this process as possible.
- e. Cooperative agreements are in place prior to animals being released which may include, but are not limited to:
 - veterinary and scientific involvement in post-release monitoring;
 - community acceptance of the project and involvement in habitat protection and awareness raising;
 - landowner agreements enabling release, including the addressing of specific permissions and permits;
 - involvement of NGOs with similar or conflicting interests that may impact (positively or negatively) the project.

R-2. Rescue Of Great Apes

The sanctuary has developed guidelines for rescue work, taking into account staff and animal safety, contingencies for caring for the animal once rescued, and any local, state or national regulations or agency cooperation required.

- a. Facilities accepting great apes from the illegal trade have policies and procedures (ideally in writing) in place with the appropriate authorities that allow for rapid transfer of the animals to the sanctuary or rescue center. These policies and procedures are designed to reduce the risk of:
 - disease transmission;
 - habituation;
 - Inappropriate or inhumane treatment, due to lack of knowledge, by personnel involved in seizure of wildlife from the illegal trade.



- b. In as much as possible, while respecting local or national cultural/religious tenets, a euthanasia policy is in place to address situations where the animal's prognosis for survival is too low to warrant attempting treatment.
 - In situations where field euthanasia is being considered, where possible and appropriate (e.g., the animal is reasonably safe from further human interference and the stress of capture would outweigh the benefit of humane euthanasia), the option of leaving the animal *in situ* may be considered.
 - See also Standard V-5, "Euthanasia."

R-3. Evaluation Of Suitability For Release

Great apes admitted into sanctuary are evaluated for their potential suitability for release.

- a. The sanctuary has a protocol in place (ideally in writing) to evaluate potential release candidates and to determine which apes are given priority for potential release.
 - Animals who have spent little time in captivity and/or who have had little human contact are given priority for potential release.
 - Animals found to be free of diseases and/or parasites of potential concern to the health of the population, particularly in the intended release area, are given priority for potential release.
- b. All great apes are treated as potential release candidates, particularly those who have not been kept long term as pets. If great apes admitted into sanctuary are determined to be potential release candidates, every effort is made to protect them from exposure to human disease and to keep them as wild as possible.

R-4. Quarantine And Prerelease Housing

(See also Standards H-1 to H-9, "Great Ape Housing," and V-5, "Quarantine and Isolation of Great Apes")

The sanctuary has appropriate quarantine facilities and prerelease housing for great apes, with consideration given to sick and injured apes.

General

- a. Non-quarantine housing for great apes being considered for release provides as close to natural a setting as possible. The space allows for foraging, climbing, nesting and other actions naturally performed in the wild.
- b. Quarantine facilities and prerelease housing for great apes intended for release are situated a minimum of 66 ft. (20m), giving consideration to factors such as wind direction,



from resident great ape populations to protect them from exposure to pathogens present in the sanctuary population that could compromise their return to the wild. A wall surrounding the quarantine area reduces pathogen transfer risk and aids in restricting access to authorized personnel.

- Where this is not possible, sanctuary residents are screened for potential pathogens of concern, and pathogen-free animals are housed closest to the animals intended for release to the wild.
 - Sanctuary animals being used as surrogates are screened for pathogens prior to introduction to any orphaned apes.
- c. Where possible and appropriate, sanctuaries follow International Wildlife Rehabilitation Council guidelines (<http://www.nwrawildlife.org/content/minimum-standards>) in dividing housing into three types:
- Restricted activity/mobility – for the initial stages of rehabilitation where the illness or injury requires the animal be treated and/or prevented from activities that would slow the rehabilitation process. At a minimum, the animal is able to maintain normal upright/alert posture and to stretch the body.
 - Limited activity/mobility – for the recovery stage of rehabilitation where the animal is regaining mobility and building strength, and staff does not need access to the animal on a daily basis. The animal is able to move short distances and perform some climbing and perching activities.
 - Unlimited/Prerelease – the final stages of rehabilitation where the main concern is ensuring that the animal is fit for release. In this phase, the enclosure provides the great apes with opportunities to demonstrate the skills necessary for survival in the wild.

Quarantine Housing

- d. Sick or injured wildlife is quarantined in such a way that the rehabilitation process is begun during the quarantine phase.
- e. Quarantine facilities have appropriate housing for the treatment of injured or ill great apes.
- f. Quarantine facilities are designed to allow for monitoring and, as needed, modification of behavior of apes intended for release.
- g. Healthy great apes admitted to quarantine have as large an enclosure as possible to help maintain natural locomotion and foraging behaviors.
- h. Upon arrival, great apes are quarantined for an adequate number of days, ideally for a minimum of 90 days in accordance with IUCN guidelines. In some situations a longer quarantine may be advisable.
- i. The attending veterinarian works closely with regional, national and international experts and authorities to determine appropriate quarantine timing based on health risks to which the newly admitted apes may have been exposed.
- j. Orphaned great apes, particularly those who have been kept as pets and potentially exposed to human pathogens, are isolated until any potential health risks are evaluated.

Initial Housing for Orphaned, Ill or Injured Great Apes



- k. Animals admitted requiring treatment for illness or injury are housed in enclosures that allow for ease of care. These initial care enclosures can be smaller than that which is acceptable for long-term care.
 - Dependent on illness or injury, either Restricted or Limited activity/mobility housing may be utilized.
- l. Enclosures provide visual and acoustic barriers to minimize stress.
- m. Orphaned great apes are housed in nursery units, preferably with conspecifics.
 - Where possible, safe, and appropriate, adult great apes are utilized as surrogates to care for the orphans, thus reducing human contact. Where this is not possible, human caregivers act in a manner that replicates the behaviors of adult, wild great apes as much as possible.
 - While a primary caregiver is designated as a surrogate, for those species where other members of the troop care for and handle the young, other caregivers working with orphaned young provide this role within the 'playgroup'.

Intermediate Housing for Orphaned Great Apes

- n. As soon as the orphaned great apes have reached the stage of spending more time away from primary caregivers, they are moved to intermediate housing, where human contact is decreased and interaction with conspecifics is increased. Where possible, the animals are moved to the release site and cared for in a soft release enclosure.
- o. Animals are provided with adequate opportunity for climbing, nest building and foraging.
- p. In as much as possible, conspecifics are used to teach natural behaviors. Where appropriate releasable conspecifics are not available, and where possible, safe, and appropriate, resident animals with strong natural skills who do not present a disease risk to the wild population, may be used to teach these behaviors.
- q. Intermediate housing is isolated from resident animal areas, ideally within a natural habitat which allows the orphans to adjust to a more wild environment.

Intermediate and Prerelease Housing for Sick or Injured Great Apes

Note: *Adult and independent subadult animals, dependent on their admitting condition, may not require intermediate housing.*

- r. Animals suffering from injuries that may affect their suitability for release are moved to intermediate housing while regaining strength. Animals are regularly evaluated to determine whether they are likely to be releasable. Once the great apes are deemed fit, they are moved to prerelease housing.
- s. Independent animals brought in for rehabilitation who can be released back into the environment from which they came are returned as soon as it is determined that the animal has recovered sufficiently to resume its presence in its former area.
 - Consideration is given to social and territorial issues that may affect safe return to the original habitat.
- t. Prerelease housing for adult and independent subadult animals is ideally situated at the intended release site, allowing the animals to acclimate to their new environment before release.



- u. In both intermediate and prerelease housing, sufficient vertical as well as horizontal space is provided to allow the apes to develop strength and display normal wild behaviors.

R-5. Diet, Nutrition And Foraging Skills

Great apes are fed an appropriate diet that approximates that which will be found in the habitat to which they are released, and foraging behavior is encouraged.

- a. As early in the rehabilitation process as possible, the great apes are exposed to the types of foods found naturally within the environment where they will be released and assessed for their ability to find appropriate foods and avoid inedible or poisonous foods.
- b. Release candidates are fed in such a way as to encourage natural foraging behaviors.
- c. Rescued great apes admitted in poor physical condition may require specialized diets to recover their health. Nutritional deficiencies are assessed and diets modified to address those deficiencies. Once the great apes are back on a normal nutritional plane, any foods not found in their planned release area are no longer fed.

R-6. Husbandry And Health

All aspects of care, including caregiver-great ape relationships, introduction to social groups and overall health evaluation, are focused on preparing great apes for return to the wild.

- a. Once a great ape has been evaluated as a potential release candidate, all aspects of care are focused on preparing the animal for the wild.
 - Human activities and noises are minimized in areas housing great apes being prepared for reintroduction.
 - Apart from dependent young with no suitable conspecific surrogates, human interaction with great apes being prepared for release to the wild is restricted to those activities that will enhance the apes' ability to live in the wild.
- b. The animal is placed in an appropriate social group or paired with a compatible conspecific, depending on species. Where appropriate surrogate conspecifics are not available, dependent young may be reared by human caregivers using approved best practices for the species housed.
 - Care is taken to balance the need to nurture these young animals with their need to develop appropriate survival skills as well as intraspecific social behaviors.
 - Animals are integrated into an appropriate social group, ideally comprised of other conspecifics intended for release, as quickly as possible.



- c. Introductions follow Standard W-3 “Introduction of Unfamiliar Individuals.”
- d. Opportunities to explore, climb and learn skills in the natural environment are provided.
- e. Great apes admitted into care from the wild at the stage where they are already independent, with recoverable illness or injury problems, are treated and released as quickly as possible, taking into account the potential for the animal not being accepted back into its previous social group.
- f. Caregiver-great ape relationships for animals intended for release to the wild, while ensuring the animals’ psychological well-being is met, focus on:
 - avoiding any types of interaction that may compromise the great apes’ chances for release;
 - encouraging the great apes to develop appropriate relationships with conspecifics for their social needs.
- g. Veterinary staff evaluate overall health including:
 - recovery from the initial cause for admission to the facility;
 - pathogen surveillance to ensure the animal does not present a risk to the wild population as a result of exposure during the rehabilitation process.
 - In as much as possible, using the latest available information from the OIE-World Organization for Animal Health (www.oie.int) and the IUCN’s Conservation Breeding Specialist Group (<http://www.cbsg.org>), animals are monitored for human pathogens not found in the wild population.
- h. Great apes being cared for in sanctuary for later release back to the wild are managed in such a way as to optimize their chances for successful return to the natural environment.

R-7. Health And Safety Of Caregivers Working With Releasable Great Apes

(See also Standard V-8, “Zoonotic Disease Program”)

No caregiver begins work with releasable apes until routine testing has indicated he or she poses no risk to the great apes’ release to the wild.

- a. Caregivers working with great apes intended for release to the wild are routinely monitored for potential anthroponoses (diseases that have potential to be transmitted to the animals).
- b. In addition to the required TB testing, vaccinations and fecal cultures for pathogens may be utilized, as appropriate for the region, to ensure the health of both the apes and their caregivers. New caregivers should not have contact with the apes for the first two weeks of employment.
- c. Provision of adequate nutrition for staff is considered as a possible contribution to the continued well-being of both staff and great apes.



R-8. Assessment of Health and Skills

Apes are fully assessed for health and appropriate skills prior to release.

- a. Great apes who have completed the rehabilitation process and have been successfully integrated into a social group or pair, as is species appropriate, are further evaluated for release, with attention to health and the skills attained.
- b. Each animal's skills (e.g. foraging, nest building, appropriate interaction or avoidance behaviors in the presence of conspecifics, avoidance of dangers including poisonous foods, venomous snakes or predators) are evaluated.
- c. A complete health assessment is performed including:
 - Overall fitness as relates to being able to survive in the wild, keep up with a conspecific group, avoid predators, etc.
 - Injuries and limitations that originally caused the animal to be brought into care are resolved, either completely, or to the extent that the great ape has a reasonable chance for long term survival.
- d. Great apes have been tested, and found free of pathogens that have potential to harm the wild population in the planned release area, based on the latest current knowledge.
- e. Genetic assessment has been done to ensure that the great apes being released are of an appropriate subspecies/population/subpopulation for the release site.
- f. Great apes are exposed to post-release monitoring equipment prior to release to allow them to acclimate to its presence.

R-9. Determining Appropriate Release Sites

Release sites are evaluated for health and other threats and for appropriateness for the species.

- a. The potential release site is evaluated for the presence of appropriate and adequate food sources.
- b. The area is evaluated for potential health concerns.
- c. The potential release site is surveyed to ascertain whether any wild great apes are present, either permanently or seasonally.
- d. The area is evaluated to establish carrying capacity of great apes to be released. This includes taking into consideration others releases that may have already taken place and issues of territoriality.
- e. The area is evaluated for instances of potential human-wildlife conflict.
- f. IUCN guidelines are, in as much as possible, followed when determining release sites for rehabilitated great apes.



- g. Animals are released away from areas where there is potential for or has been a history of human-animal conflict.
- h. Animals are released in an appropriate habitat where carrying capacity for the species has not been reached.

R-10. The Release Process And Post Release Monitoring

Great apes are supported as needed to adapt in their new environment and are monitored post release.

- a. Once it is determined that the great apes have the basic skills for foraging in their new environment, supplemental care is discontinued.
- b. A post-release monitoring program is in place to ensure the rehabilitation program is providing the animals with the skills necessary to survive, that the habitat is adequate and that, as is species appropriate, great apes have integrated into the wild.
- c. Ideally, great apes are returned to the wild using a soft release process wherein they are housed in an enclosure within the release area or spend time with caregivers in the release area where supplemental food may be provided as needed and observation of their acclimatization may be observed.
- d. Post release monitoring, in conjunction with outside veterinary and scientific personnel, continues for a minimum of one year.
 - Level of monitoring may decrease over time as great apes are determined to be acclimating to the environment.
 - Longer term monitoring of the animals and their impact on the habitat is preferred.
- e. Practices used and results obtained, both positive and negative, are shared both within the facility and with others involved in great ape reintroduction to aid in the continued improvement of the process.